

TECHNICAL MANUAL

ORGANIZATIONAL, DIRECT SUPPORT, AND GENERAL SUPPORT,

MAINTENANCE REPAIR PARTS AND SPECIAL TOOLS LIST

SEMITRAILER, LOW BED: WRECKER,
12-TON, 4- WHEEL

M269 (2330-395-1876)

M269A1 (2330-542-2980)

M270 (2330-395-1877)

M270A1 (2330-289-7515)

This copy is a reprint which includes current
pages from Change 1.

CHANGE }
No. 1 }

HEADQUARTERS
DEPARTMENT OF THE ARMY
WASHINGTON, D.C. 19 April 1985

Organizational, Direct Support and General Support

Maintenance Repair Parts and Special Tools List

SEMITRAILER, LOW BED: WRECKER, 12-TON, 4-Wheel

M269 (NSN 2330-00-395-1876)

M269A1 (NSN 2330-00-542-2980)

M270 (NSN 2330-00-395-1877)

TM 9-2330-220-24P, 20 August 1973, is changed as follows:

Cover and title page is changed as shown above.

Page 5. Figure 6, title, "M270A1" is changed to read "M269A1."

Page 5. Figure 7, title, delete "and 270A1."

Page 6. SECTION I, INTRODUCTION. Paragraph 1 is superseded as follows:

1. Scope

This manual lists repair parts, special tool and test equipment required for the performance of organizational, direct support and general

By Order of the Secretary of the Army:

support maintenance of the 12-ton, 4-wheel low bed wrecker semitrailers, M269, M269A1, and M270. M270A1, refer to TM 9-2330-371-14&P for Semitrailer, Low Bed: Wrecker, 12-Ton, 4-Wheel (NSN 2330-00-289-7515).

Page 8. Paragraph 4a, Code/Used On, delete "E..... Model M270A1."

Page 8. Paragraph 4d, delete "and M270A1."

Pages 10 through 58. Delete usable on code "E" as applicable.

Page 64. Figure 16, title, delete "M270A1."

Page 67. Figure 22, title, delete "M270A1."

Page 70. Figure 26, title, delete "M270A1."

Page 78. Figure 38, title, delete "M270A1."

JOHN A. WICKHAM, JR.
General, United States Army
Chief of Staff

Official:

DONALD J. DELANDRO
Brigadier General, United States Army
The Adjutant General

Distribution:

To be distributed in accordance with DA Form 12-39, Technical Manuals Parts List for Low Bed Wrecker, 12 ton, M269, A1, M270, A1.

TECHNICAL MANUAL

No. 9-2330-220-24P

HEADQUARTERS
DEPARTMENT OF THE ARMY
Washington, D. C., 20 August 1973

**Organizational, Direct Support and General Support
Maintenance Repair Parts and Special Tools List
SEMITRAILER, LOW BED: WRECKER, 12-TON, 4-Wheel**

M269 (2330-395-1876)

M269A1 (2330-542-2980)

M270 (2330-395-1877)

M270A1 (2330-289-7515)

Current as of 1 January 1973

		<i>Paragraph</i>	<i>Page</i>
SECTION	I. INTRODUCTION	1-7	6
Group	II. REPAIR PARTS LIST		10
	06. ELEXTRICAL SYSTEM	Figure	
	0609 Stoplight-tailight	8	10
	Blackout stoplight	9	11
	Directional light	10	11
	Composite marker light	11	12
	Clearance light	12	12
	0613 Wiring harnesses	NI	14
Group	11. AXLE		
	1100 Axle assembly	13	20
	Axle trunnion	14	20
Group	12. BRAKES		
	1202 Service brakes	15	21
	Service brakes	16	23
	1204 Master hydraulic cylinder	17	25
	Hydraulic lines and fittings	22	26
	1206 Slack adjuster	18	26
	1208 Air chamber	17	27
	Air chamber	19	28
	Air filter	20	30
	Airbrake system lines and fittings	21	30
	Air / hydraulic brake system	22	32
	Air reservoir	NI	34
	Air hose coupling and tube connector	23	34
	Emergency-relay valve	24	36

♦ This manual supersedes SM ORD 9 SNL G802 / TO 36A9-9-1-104, 28 March 1957.

			Figure	Page
Group	13.	WHEELS, HUBS AND DRUMS		
		1311 Hub and drum assembly	25	36
		Hub and drum assembly	26	38
		Wheels	27	40
		1313 Tires and Tubes	27	40
Group	15.	FRAME		
		1501 Chock blocks	28	40
		1504 Spare wheel and tire carrier	29	41
		1507 Landing gear	30	42
		Landing leg gear box, right	31	43
		Landing gear, right	32	44
		Landing gear, left	33	45
		Hand crank ratchet	34	47
Group	16.	SPRINGS		
		1601 Spring seat and bearings	35	48
		Spring assembly	36	49
		1605 Torque rods and brackets	37	50
Group	18.	BODY		
		1808 Stowage box	38	51
		Stowage box	NI	52
		1810 Stake and connecting line	39	53
		1810 Deck installation	NI	54
Group	22.	MISCELLANEOUS ACCESSORIES		
		2202 Reflectors	NI	57
		2210 Vehicular data plates	NI	58
SECTION	III.	SPECIAL TOOLS LIST		59
Group	26.	TOOLS AND EQUIPMENT		
		2604 Special tools	40	59
		Special tools	41	59
SECTION	IV.	FEDERAL STOCK NUMBER AND PART NUMBER INDEX		80




Figure 1. Semitrailer, low bed: wrecker, M269-left front view.




Figure 2. Semitrailer, low bed: wrecker, M269-right rear view.




Figure 3. Semitrailer, low bed: wrecker, M270-left front view.




Figure 4. Semitrailer, low bed: wrecker, 270-right rear view.




Figure 5. Semitrailer, low bed: wrecker, M269A1-left front view.




Figure 6. Semitrailer, low bed: wrecker, M270A1-left front view.




Figure 7. Semitrailer, low bed: wrecker, M269A1 and M270A1-right view-typical.

SECTION I

INTRODUCTION

1. Scope

This manual lists repair parts, special tools and test equipment required for the performance of organizational, direct support and general support maintenance of the 12-ton, 4-wheel low bed wrecker semitrailers, M269, M269A1, M270 and M270A1.

2. General

This Repair Parts and Special Tools List is divided into the following sections:

a. Repair Parts-Section II. A list of repair parts authorized for the performance of maintenance at the organizational, direct support and general support maintenance level in figure and item number sequence.

b. Special Tools-Section III. A list of special tools and test equipment authorized for the performance of maintenance at the organizational, direct support and general support levels.

c. Federal Stock Number and Reference Number Index-Section IV. A list, in ascending numerical sequence, of all Federal stock numbers appearing in the listings, followed by a list, in alpha-numeric sequence, of all reference numbers appearing in the listing. Federal stock numbers and reference numbers are cross-referenced to each illustration figure and item number appearance.

3. Explanation of Columns

The following provides an explanation of columns in the tabular lists.

a. Source, Maintenance, and Recoverability Codes (SMR).

(1) *Source Code.* Source Codes are assigned to support items for maintenance, repair, or overhaul of end items. Source codes are entered in the first and second positions of the Uniform SMR Code format as follows:

<i>Code</i>	<i>Definition</i>
PA	Item procured and stocked for anticipated or known usage.
PB	Item procured and stocked for insurance purpose because essentiality dictates that a minimum quantity be available in the supply systems.
PC	Item procured and stocked and which otherwise would be coded PA except that it is deteriorative in nature.
PD	Support item, excluding support equipment, procured for initial issue or outfitting and stocked only for subsequent or additional initial issues or outfittings. Not subject to automatic replenishment.
PE	Support equipment procured and stocked for initial issue or outfitting to specified maintenance repair activities.

<i>Code</i>	<i>Definition</i>
PF	Support equipment which will not be stocked but which will be centrally procured on demand.
PG	Item procured and stocked to provide for sustained support for the life of the equipment. It is applied to an item peculiar to the equipment which because of probable discontinuance or shutdown of production facilities would prove uneconomical to reproduce at a later time.
KD	An item of depot overhaul / repair kit and not purchased separately. Depot kit defined as a kit that provides items required at the time of overhaul or repair.
KF	An item of a maintenance kit and not purchased separately. Maintenance kit defined as a kit that provides an item that can be replaced at organizational or intermediate levels of maintenance.
KB	Item included in both a depot overhaul / repair kit and a maintenance kit.
MO	Item to be manufactured or fabricated at organizational level.
MF	Item to be manufactured or fabricated at the direct support maintenance level.
MH	Item to be manufactured or fabricated at the general support maintenance level.
MD	Item to be manufactured or fabricated at depot maintenance level.
AO	Item to be manufactured or fabricated at depot maintenance level.
AF	Item to be assembled at the direct support maintenance level.
AH	Item to be assembled at the general support maintenance level.
AD	Item to be assembled at depot maintenance level.
XA	Item is not procured or stocked because the requirements for the item will result in the replacement of the next higher assembly.
XB	Item is not procured or stocked. If not available through salvage, requisition.
XC	Installation drawing, diagram, instruction sheet, field service drawing, that is identified by manufacturers' part number.

Note

Cannibalization or salvage may be used as a source of supply for any items above except those coded XA.

(2) *Maintenance Code.* Maintenance codes are assigned to indicate the levels of maintenance authorized to **USE** and **REPAIR** support items. The maintenance codes are entered in the third and fourth positions of the Uniform SMR Code format as follows:

USE (THIRD POSITION): The maintenance code entered in the third position will indicate the lowest maintenance level authorized to remove, replace and use the support item. The maintenance code entered in the third position will indicate one of the following levels of maintenance:

Code	Application / Explanation
C	Crew or operator maintenance performed within organizational maintenance.
O	Support item is removed, replaced, used at the organizational.
F	Support item is removed, replaced, used at the direct support level.
H	Support item is removed, replaced, used at the general support level.
D	Support items that are removed, replaced, used at Depot, Mobile Depot, Specialized Repair activity only.

REPAIR (FOURTH POSITION): The maintenance code entered in the fourth position indicates whether the item is to be repaired and identifies the lowest maintenance level with the capability to perform complete repair (i.e., all authorized maintenance functions). This position will contain one of the following maintenance codes as assigned by the service(s) that require the code:

Code	Application / Explanation
O	The lowest maintenance level capable of complete repair of the support item is the organizational level.
F	The lowest maintenance level capable of complete repair of the support item is the direct support level.
H	The lowest maintenance level capable of complete repair of the support item is the general support level.
D	The lowest maintenance level capable of complete repair of the support item is the depot level, performed by (enter applicable activity) Depot, Mobile Depot or Specialized Repair Activity.
L	Repair restricted to designated Specialized Repair Activity.
Z	Non-repairable. No repair is authorized.
B	No repair is authorized. The item may be reconditioned by adjusting, lubricating, etc., at the user level. No parts or special tools are procured for the maintenance of this item.

(3) *Recoverability Code.* Recoverability codes are assigned to support items to indicate the disposition action on unserviceable items. The recoverability code is entered in the fifth position of the Uniform SMR Code format as follows:

Recoverability Codes	Definition
Z	Nonrepairable item. When unserviceable, condemn and dispose at the level indicated in position 3.
O	Repairable item. When uneconomically repairable, condemn and dispose at organizational level.
F	Repairable item. When uneconomically repairable condemn and dispose at the direct support.
H	Repairable item. When uneconomically repairable, condemn and dispose at the general support level.
D	Repairable item. When beyond lower level repair capability, return to depot. Condemnation and disposal not authorized below depot level.

Recovability Code	Definition
L	Repairable item. Repair, condemnation and disposal not authorized below depot / Specialised Repair Activity level.
A	Item requires special handling or condemnation procedures because of specific reasons (i.e., precious metal content, high dollar value, critical material or hazardous material). Refer to appropriate manuals / directives for specific instructions.

b. Federal Stock Number. Indicates the Federal Stock Number assigned to the item and will be used for requisitioning purposes.

c. Description. Indicates the Federal item name and any additional description of the item required. The last line indicates the reference number followed by the applicable Federal Supply Codes for Manufacturer (FSCM) in parentheses. The FSCM is used as an element in item identification to designate manufacturer or distribute or Government agency, etc., and is identified in SB 708-42.

d. Unit of Measure (U / M). Indicates the standard or basic quantity by which the listed item is used in performing the actual maintenance function. This measure is expressed by a two-character alphabetical abbreviation, (e.g., ea, in, pr, etc.) and is the basis used to indicate quantities and allowances in subsequent columns. When the unit of measure differs from the unit of issue, the lowest unit of "issue that will satisfy the required units of measure will be requisitioned.

e. Quantity Incorporated in Unit. Indicates the quantity of the item used in the breakout shown on the illustration figure, with is prepared for a functional group, subfunctional group, or an assembly. A "V" appearing in this column is lieu of a quantity indicates that no specific quantity is applicable, (e.g., shims, spacers, etc.)

f. 15-Day Organizational Maintenance Allowances.

(1) Repair parts allowances reflected in Column 6 represent repair parts used at the organizational category of maintenance and will be requisitioned on an "as required" basis until stockage is based on demand in accordance with AR 710-2.

(2) Major Army Commanders are authorized to approve reductions in the range of support items authorized for use in units within their commands. Recommendations for increases in range of items authorized for use will be forwarded to Commander, US Army Tank-Automotive Command, ATTN: AMSTA-M(NMP), Warren, MI 48090.

(3) The allowance quantities for Special Tools or Test and Support Equipment peculiar to the item are shown in the appropriate density spread / allowance columns.

g. 30-Day DS / GS Maintenance Allowances, Columns 7 and 8.

(1) The Repair Parts List includes asterisk entries in separate columns- one for Direct Support (DS) and one for General Support (GS)- as appropriate to indicate the total range of repair parts authorized for use at that category or required to be removed or disassembled during the performance of authorized maintenance operations. They will be requisitioned initially on an "As required" basis. The repair parts authorized at the DS / GS levels will be those authorized for the maintenance mission at these levels. Requirement for repair parts stockage and for distribution to supported units will be based on demand and determined in accordance with AR 710-2.

(2) Special Tools, Test and Support Equipment. Equipment peculiar to an item are listed with quantities in the appropriate density spread / allowance columns.

h. 1-Year Allowances Per 100 Equipments / Contingency Planning Purposes. Indicates the quantity required for distribution and contingency purposes. An asterisk or blank indicates authorization to obtain or use as required.

i. Illustration. This column is divided as follows:

(1) Figure number. Indicates the figure number of the illustration on which the item is shown.

(2) Item number. Indicates the call out number used to reference the item in the illustration.

4. Special Information

a. Usable on codes are included in Column 3. Uncoded items are applicable to all models in the particular functional sub-group. Identifications of the usable on codes used in this publication are:

Code	Used On
A	All Models
B	Model M269
C	Model M270
D	Model M269A1
E	Model M270A1

b. The basis of issue for authorized special tools, test and support equipment is the number of end items of equipment supported and the number of maintenance personnel allocated to perform the required maintenance operations.

c. Action Change Codes have been omitted due to the extensive changes to the RPSTL data.

d. The following publications pertain to the 12-ton, 4-wheel, low bed wrecker semitrailers, M269, M269A1, M270 and M270A1 and their components:

LO 9-2330-220-12

TM 9-8240 / TO36A9-9-3-21

Operation, Organizational Maintenance and Ordnance Field and Depot Maintenance

5. How to Locate Repair Parts

a. When Federal Stock Number or part number is unknown:

(1) *First.* Using the table of contents, determine the functional group or functional subgroup within which the repair part belongs. This is necessary since illustrations are prepared for functional groups or functional subgroups and listings are divided into the same groups.

(2) *Second.* Find the illustration covering the functional group or functional subgroup to which the repair part belongs.

(3) *Third.* Identify the repair part on the illustration and note the illustration figure and item number of the repair part.

(4) *Fourth.* Using the repair parts listing, find the functional group or functional subgroup to which the repair part belongs and locate the illustration figure and item number noted on the illustration.

b. When Federal Stock Number of part number is known:

(1) *First.* Using the Index of Federal Stock Numbers and Part Numbers, find the pertinent Federal stock number or part number. This index is in ascending alpha-numeric sequence, cross-referenced to the illustration figure number and item number.

(2) *Second.* Using the repair parts listing, find the functional group or functional subgroup of the repair part and illustration figure number and item number referenced in the Index of Federal Stock Numbers and Part Numbers.

6. Abbreviations

adj	adjusting
ar	as required
assy	assembly
AWG	American Wire Gage
br	brass
brg	bearing
cand-bay-base	candelabra-bayonet-base
cont	contact
cp	candle power
dbl	double
fil	filament
glvd	galvanized
hd	head
id	inside diameter
lg	long
lgth	length
lh	left hand
mach	machine
min	miniature
mtg	mounting
NC	National Coarse Thread
NF	National Fine Thread
NI	non-illustrated
nom	nominal

NPT National Taper Pipe Thread
NPTF National Taper Pipe Thread Fine
od outside diameter
rd round
ret retaining
rh right hand
ru rubber
sgle single
sq square
syn synthetic
thd thread
thk thick
UNC Unified Coarse Thread
UNF Unified Fine Thread
v volt

w wide
w/ with
w/o without

7. Recommendations for maintenance Publications Improvements

You can improve this manual by calling attention to errors and by recommending improvements, using DA Form 2028 (Recommended Changes to Publications) or by a letter and mailing direct to Commander, US Army Tank-Automotive Command, ATTN: AMSTA-MAPT, Warren, MI 48090. A reply will be furnished direct to you.

SECTION II

(1) SMR CODE	(2) FEDERAL STOCK NUMBER	(3) DESCRIPTION	(4) UNIT OF MEAS	(5) QTY INC IN UNIT	(6) 15-DAY ORGANIZATION MAINTENANCE ALLOWANCE				(7) 30-DAY DS MAINTENANCE ALLOWANCE			(8) 30-DAY GS MAINTENANCE ALLOWANCE			(9) 1-YR. ALW PER 100 EQUIP CNTGNCY PLANNING	(10) ILLUSTRATION	
					(A) 1-5	(B) 6-20	(C) 21-50	(D) 51-100	(A) 1-20	(B) 21-50	(C) 51-100	(A) 1-20	(B) 21-50	(C) 51-100		(A) FIG NO	(B) ITEM NO
GROUP 06-ELECTRICAL SYSTEM																	
		0609-STOPLIGHT-TAILLIGHT															
		STOPLIGHT-TAILLIGHT ASSY: BLACKOUT TAIL	A														
		AND SERVICE TAIL AND STOP 24V															
		MS51329-1 (96906)															
PAOOZ	6220-669-5623	DOOR ASSY	EA	2	*	*	*	*	*	*	*	*	*	*		8	1
		7526020 (19207)															
PAOZZ	6220-752-6020	PACKING PREFORMED: DOOR	EA	1	*	*	*	*	*	*	*	*	*	*		8	2
		MS15570-123 (96906)															
PAOZZ	5330-297-7106	LAMP, INCANDESCENT: MIN. 24-28V. 32CP.NO.	EA	1	*	*	*	*	*	*	*	*	*	*		8	3
		1683, SGLE CONT. CAMC-BAY-BASE															
		MS35478-1688 (96906)															
PAOZZ	6240-044-6914	LAMP, INCANDESCENT: MIN. 24-28V. 3CP.NO.	EA	1	*	*	*	*	*	*	*	*	*	*		8	4
		1251. SGLE CONT. CAND-BAY-BASE															
		MS15570-1251 (96906)															
PAOZZ	6240-019-0877	SOCKET AND WIRING ASSY	EA	2	*	*	*	*	*	*	*	*	*	*		8	5
		8378661 (19207)															
PAOZZ	2590-693-3452	BODY	EA	1	*	*	*	*	*	*	*	*	*	*		8	6
		7525997 (19207)															
PAOZZ	6220-368-4945	WASHER. LOCK. SPLIT: NO.8	EA	1	*	*	*	*	*	*	*	*	*	*		8	7
		MS35338-42 (96906)															
PAOZZ	5310-045-3299	SCREW, MACH. PAN HD: NO. 8-32UNC-2A	EA	2	*	*	*	*	*	*	*	*	*	*		8	8
		5/16															
		MS35206-242 (96906)															
PAOZZ	5305-889-3002	SCREW, MACH. PAN HD: NO. 8-32UNC-2AX 8	EA	3	*	*	*	*	*	*	*	*	*	*		8	9
		MS35206-243 (96906)															
PAOZZ	5305-984-6191	WASHER, LOCK. SPLIT: 8 ID (MTG)	EA	2	*	*	*	*	*	*	*	*	*	*		8	10
		MS35338-46 (96906)															
PAOZZ	5310-637-9541	SCREW, CAP. HEX HD: 8-16UNC-2A	EA	2	*	*	*	*	*	*	*	*	*	*		8	11
		(MTG)															
		MS90725-58 (96906)															
PAOZZ	5305-269-3209	CONNECTOR, SHELL	EA	3	*	*	*	*	*	*	*	*	*	*		8	12
		8338566 (19207)															
PAOZZ	5935-572-9180	WASHER, SLOTTED: CONNECTOR	EA	3	*	*	*	*	*	*	*	*	*	*		8	N1
		8338567 (19207)															
PAOZZ	5310-833-8567		EA	3	*	*	*	*	*	*	*	*	*	*		8	N1

(1)	(2)	(3)	(4)	(5)	(6)				(7)			(8)			(9)	(10)	
SMR	FEDERAL	DESCRIPTION	UNIT OF MEAS	QTY INC IN UNIT	15-DAY ORGANIZATION MAINTENANCE ALLOWANCE				30-DAY DS MAINTENANCE ALLOWANCE			30-DAY GS MAINTENANCE ALLOWANCE			1-YR. ALW PER 100 EQUIP CNTGCV PLANNING	(A)	(B)
CODE	STOCK NUMBER				REFERENCE NUMBER & MFR CODE	USABLE ON CODE	(A) 1-5	(B) 6-20	(C) 21-50	(D) 51-100	(A) 1-20	(B) 21-50	(C) 51-100	(A) 1-20	(B) 21-50	(C) 51-100	FIG NO
PAOOZ	6220-846-9745	0609-BLACKOUT STOPLIGHT LIGHT, BLACKOUT STOP MS51302-1 (96906)	A	EA	1	*	*	*	*	*	*	*	*	*		9	1
PAOZZ	5305-764-0070	SCREW, MACH: 0.164-32UNC-2A X 5/8 MS51959-46 (96906)		EA	2	*	*	*	*	*	*	*	*	*		9	2
PAOZZ	6220-775-2384	DOOR ASSY 8741646 (19207)		EA	1	*	*	*	*	*	*	*	*	*		9	3
PAOZZ	6220-678-9047	GASKET: RU 8694464 (19207)		EA	1	*	*	*	*	*	*	*	*	*		9	4
PAOZZ	6240-019-0877	LAMP, INCANDESCENT: MIN. 24-28V. 3CP. DBLE-FIL, NO.1251, SGLE-CONT CAND-BAY-BASE, G-6 BULB. TWO C-2V FILS IN SERIES MS-15570-1251 (96906)		EA	1	*	*	*	*	*	*	*	*	*		9	5
PAOZZ	5305-274-3154	SCREW, SHOULDER 7320687 (19207)		EA	2	*	*	*	*	*	*	*	*	*		9	6
PAOZZ	5330-732-0689	GASKET 7320688 (19207)		EA	2	*	*	*	*	*	*	*	*	*		9	7
PAOZZ	6220-741-5451	LAMPHOLDER 8741651 (19207)		EA	1	*	*	*	*	*	*	*	*	*		9	8
XAOZZ		BODY 8741650 (19207)		EA	1											9	9
PAOZZ	5305-225-8495	SCREW, CAP, HEX HD: LIGHT MTG MS90725-30 (96906)		EA	1	*	*	*	*	*	*	*	*	*		9	10
PAOZZ	5310-407-9566	WASHER, LOCK, SPLIT: LIGHT MTG MS35338-45 (96906)		EA	1	*	*	*	*	*	*	*	*	*		9	11
PAOOZ	6220-026-4800	0609-DIRECTIONAL LIGHT LIGHT, DIRECTIONAL, SPECIAL PURPOSE 8389855 (19207)	B, C	EA	2	*	*	*	*	*	*	*	*	*		10	
XAOZZ		RING: LENS RET 3613 (72635)		EA	1											10	1
XAOZZ		LENS 181-8 (72635)		EA	1											10	2
XAOZZ		GASKET 3596 (72635)		EA	1											10	3
PAOZZ	6240-155-8716	LAMP, INCANDESCENT: 6-8V, 21CP, NO.1129 MS35478-1129 (96906)		EA	1	*	*	*	*	*	*	*	*	*		10	4
PAOZZ	5310-880-8189	NUT, PLAIN, HEX: 7/16-14UNC-2B MS5-1967-11 (96906)		EA	1	*	*	*	*	*	*	*	*	*		10	5
PAOZZ	5310-685-3228	WASHER, LOCK: INTERNAL TEETH, 7/16 MS35333-43 (96906)		EA	1	*	*	*	*	*	*	*	*	*		10	6
XAOZZ		PAD: MTG 3586 (72635)		EA	1											10	7

(1) SMR CODE	(2) FEDERAL STOCK NUMBER	(3) DESCRIPTION REFERENCE NUMBER & MFR CODE	(4) UNIT OF MEAS	(5) QTY INC IN UNIT	(6) 15-DAY ORGANIZATION MAINTENANCE ALLOWANCE				(7) 30-DAY DS MAINTENANCE ALLOWANCE			(8) 30-DAY GS MAINTENANCE ALLOWANCE			(9) 1-YR. ALW PER 100 EQUIP CNTGCV PLANNING	(10) ILLUSTRATION	
					(A) 1-5	(B) 6-20	(C) 21-50	(D) 51-100	(A) 1-20	(B) 21-50	(C) 51-100	(A) 1-20	(B) 21-50	(C) 51-100		(A) FIG NO	(B) ITEM NO
XAOZZ		CONNECTOR: NO. 16 AWG CABLE 7762608 (19207)	EA	1											10	8	
		0609-COMPOSITE MARKER LIGHT (EUROPEAN USE)	E														
PAOZZ	6220-880-1625	LIGHT ASSY.COMPOSITE MARKER:24V,STOP AND TURN SIGNAL, TAIL BLACKOUT MARKER AND BLACKOUT STOP 1161457 (19207)	EA	2	*	*	*	*	*	*	*	*	*	*	11	1	
PAOZZ	5310-637-9541	WASHER, LOCK, SPLIT: 3/8 ID (MTG) MS35338-46 (96906)	EA	2	*	*	*	*	*	*	*	*	*	*	11	2	
PAOZZ	5305-269-3210	SCREW, CAP, HEX HD: 3/8-16UNC-2A X 5/8 (MTG) MS90725-59 (96906)	EA	2	*	*	*	*	*	*	*	*	*	*	11	3	
PAOZZ	6240-019-0877	LAMP, INCANDESCENT: MIN, 24-28V, 3CP, DBLE-FIL,NO. 1251,SGLE-CONT CAND-BAY-BASE,G-6 BULB, TWO C-2V FILS IN SERIES (BLACKOUT MARKER, BLACKOUT STOP) MS15570-1251 (96906)	EA	2	*	*	*	*	*	*	*	*	*	*	11	4	
PAOZZ	6240-044-6914	LAMP, INCANDESCENT: G-6 BULB, SGLE-CONT CAND-BAY-BASE (STOP AND TURN) MS35478-1683 (96906)	EA	1	*	*	*	*	*	*	*	*	*	*	11	5	
PAOZZ	6240-019-3093	LAMP, INCANDESCENT: G-6 BULB, SGLE-CONT CAND-BAY-BASE (TAIL) MS15570-623 (96906)	EA	1	*	*	*	*	*	*	*	*	*	*	11	6	
PAOZZ	5330-462-0907	PACKING, PREFORMED 11639519 (19207)	EA	1	*	*	*	*	*	*	*	*	*	*	11	7	
PAOZZ	6220-179-4324	DOOR AND LENS ASSY: W/SCREWS 11639535 (19207)	EA	1	*	*	*	*	*	*	*	*	*	*	11	8	
XAOZZ		BODY ASSY 11639520 (19207)	EA	1											11	9	
		0609-CLEARANCE LIGHTS	B,D														
PAOZZ	6220-729-9295	LAMPHOLDER,CLEARANCE:MARKER W/O LAMP, LENS OR FILTER MS35422-1 (96906)	EA	8	*	*	*	*	*	*	*	*	*	*	12		
			C,E														
PAOZZ	5305-984-6214	SCREW,MACH: NO. 10-24UNC-2A X 1, LIGHT MTG MS35206-267 (96906)	EA	12	*	*	*	*	*	*	*	*	*	*	12		
			EA	4	*	*	*	*	*	*	*	*	*	*	12	NI	
PAOZZ	5310-045-3296	WASHER, LOCK, SPLIT: NO. 10, LIGHT MTG MS35338-43 (96906)	EA	4	*	*	*	*	*	*	*	*	*	*	12	NI	
PAOZZ	5310-934-9758	NUT, PLAIN, HEX: NO. 10-24UNC-2B,LIGHT MTG MS35649-202 (96906)	EA	4	*	*	*	*	*	*	*	*	*	*	12	NI	

(1)	(2)	(3)	(4)	(5)	(6)				(7)			(8)			(9)	(10)	
SMR	FEDERAL	DESCRIPTION	UNIT OF MEAS	QTY INC IN UNIT	15-DAY ORGANIZATION MAINTENANCE ALLOWANCE				30-DAY DS MAINTENANCE ALLOWANCE			30-DAY GS MAINTENANCE ALLOWANCE			1-YR. ALW PER 100 EQUIP CNTGCV PLANNING	(A)	(B)
CODE	STOCK NUMBER				REFERENCE NUMBER & MFR CODE	USABLE ON CODE	(A) 1-5	(B) 6-20	(C) 21-50	(D) 51-100	(A) 1-20	(B) 21-50	(C) 51-100	(A) 1-20	(B) 21-50	(C) 51-100	FIG NO
PAOZZ	5305-701-5071	SCREW,MACH: NO. 10-24UNC-2A X 1/8 (DOOR MTG)	EA	2	*	*	*	*	*	*	*	*	*	*	12	1	
PAOZZ	6220-752-6516	MS51959-61 (96906) DOOR	EA	1	*	*	*	*	*	*	*	*	*	*	12	2	
PAOZZ	5310-596-8169	7532516 (19207) NUT, PUSH ON: 0.164 ID	EA	2	*	*	*	*	*	*	*	*	*	*	12	3	
XAOZZ		7526796 (19207) FILTER: FRONT BLACKOUT PART OF LENS 7325992)	EA	1											12	4	
XAOZZ		7526310 (19207) FILTER: REAR BLACKOUT (PART OF LENS 7525993)	EA	1											12	4	
PAOZZ	6220-443-0594	7526311 (19207) SHIELD, FILTER: (PART OF LENS 7525992 AND 7525993)	EA	1	*	*	*	*	*	*	*	*	*	*	12	5	
PAOZZ	6220-752-5992	7526512 (19207) LENS: BLACKOUT CLEARANCE, AMBER, W FILTER	EA	1	*	*	*	*	*	*	*	*	*	*	12	6	
PAOZZ	6220-299-7425	7525992 (19207) LENS: SERVICE CLEARANCE, AMBER	EA	1	*	*	*	*	*	*	*	*	*	*	12	6	
PAOZZ	6220-752-5993	75252994 (19207) LENS: BLACKOUT CLEARANCE, RED. W FILTER	EA	1	*	*	*	*	*	*	*	*	*	*	12	6	
PAOZZ	6220-299-7426	7525993 (19207) LENS: SERVICE CLEARANCE, RED	EA	1	*	*	*	*	*	*	*	*	*	*	12	6	
PAOZZ	6210-019-0877	7525995 (19207) LAMP, INCANDESCENT: MIN. 24-28V. 3CP.	EA	1	*	*	*	*	*	*	*	*	*	*	12	7	
PAOZZ	6145-772-0853	DBLE-FIL,NO. 1251,SGLE-CONT CAND-BAY-BASE,G-6 BULB, TWO C-2V FILS IN SERIES	FT	V	*	*	*	*	*	*	*	*	*	*	12	8	
PAOZZ	5340-752-6001	MS15570-1251 (96906) CABLE: AUTOMOTIVE, LOW TENSION, WATERPROOF, NO. 14 AWG. STRANDED.0.160 OD	EA	1	*	*	*	*	*	*	*	*	*	*	12	9	
PAOZZ	5999-057-2929	15-C-2165-170 (80211) SPRING: HELICAL, COMPRESSION, 0.010 DIA WIRE	EA	1	*	*	*	*	*	*	*	*	*	*	12		
PAOZZ	5305-954-8132	7526001 (19207) CONTACT: SNAP TYPE KIT 5935-570-10600	EA	1	*	*	*	*	*	*	*	*	*	*	12		
PAOZZ	5310-045-5205	MS27148-2 (96906) SCREW, MACH: RD HD. BR. NO. 6-40NF-2A X 1/8	EA	1	*	*	*	*	*	*	*	*	*	*	12	10	
XAOZZ		MS35215-25 (96906) WASHER, PLAIN. FLAT: BR. 5 32ID. 1/8 OD	EA	1	*	*	*	*	*	*	*	*	*	*	12	11	
PAOZZ	6220-608-5774	MS15795-906 (96906) STRAP: GROUND CONNECTOR, BR	EA	1											12	12	
XAOZZ		7526506 (19207) LAMPHOLDER: TWO PRONG, SNAP MOUNT	EA	1	*	*	*	*	*	*	*	*	*	*	12	13	
XAOZZ		7526508 (19207) GROMMET: INSULATING, RU. SOCKET	EA	1											12	14	
		8347008 (19207)															

(1) SMR CODE	(2) FEDERAL STOCK NUMBER	(3) DESCRIPTION REFERENCE NUMBER & MFR CODE	(4) UNIT OF MEAS	(5) QTY INC IN UNIT	(6) 15-DAY ORGANIZATION MAINTENANCE ALLOWANCE				(7) 30-DAY DS MAINTENANCE ALLOWANCE			(8) 30-DAY GS MAINTENANCE ALLOWANCE			(9) 1-YR. ALW PER 100 EQUIP CNTGCGY PLANNING	(10) ILLUSTRATION	
					(A) 1-5	(B) 6-20	(C) 21-50	(D) 51-100	(A) 1-20	(B) 21-50	(C) 51-100	(A) 1-20	(B) 21-50	(C) 51-100		(A) FIG NO	(B) ITEM NO
PAOZZ	6250-371-4018	PLATE: LIGHT MTG 7526515 (19207)	EA	1	*	*	*	*	*	*	*	*	*	*		12	15
PAOZZ	5330-353-0959	FELT,MECHANICAL,PREFORMED: LIGHT MTG 7526509 (19207)	EA	1	*	*	*	*	*	*	*	*	*	*		12	16
PAOZZ	6220-577-3435	LIGHT ASSY.CLEARANCE MARKER: BLACKOUT, AMBER MS35424-1 (96906)	B,D EA	2	*	*	*	*	*	*	*	*	*	*		12	
PAOOZ	6220-727-3288	LIGHT ASSY.CLEARANCE MARKER: BLACKOUT, RED MS35424-2 (96906)	C,E EA	4 2	*	*	*	*	*	*	*	*	*	*		12	
PAOOZ	6220-577-3434	LIGHT ASSY.CLEARANCE MARKER: SERVICE, AMBER MS35423-1 (96906)	B,D EA	2	*	*	*	*	*	*	*	*	*	*		12	
PAOOZ	6220-726-1916	LIGHT ASSY.CLEARANCE MARKER: SERVICE RED MS35423-2 (96906)	C,E EA	4 2	*	*	*	*	*	*	*	*	*	*		12	
XBOFZ		0613-WIRING HARNESS-M269,M270 WIRING HARNESS 8700955 (19207)	B EA	1													NI
PAOFZ	2590-693-4348	WIRING HARNESS 8700956 (19207)	C EA	1	*	*	*	*	*	*	*	*	*	*			NI
PAOZZ	5340-598-2476	STRAP,RET,CABLE:OPEN 120873 (24617)	B EA	16	*	*	*	*	*	*	*	*	*	*			NI
PAOZZ	5310-761-6882	NUT,PLAIN,HEX: 1/4-20UNC-2B. CABLE STRAP RET MS51967-2 (96906)	B EA	16	*	*	*	*	*	*	*	*	*	*			NI
PAOZZ	5310-582-5965	WASHER,LOCK,SPLIT: 1/4 ID. CABLE-STRAP RET MS35338-44 (96906)	B EA	16 30	*	*	*	*	*	*	*	*	*	*			NI
XBOZZ		STRAP: MTG. 1-CLIP (BLACKOUT STOP AND DIRECTIONAL LIGHTS) 8389857 (19207)	B,C EA	3													NI
XBOZZ		STRAP: MTG. 1-CLIP (INTERMEDIATE CLEARANCE LIGHTS)	C EA	4													NI
PAOZZ	5310-761-6882	NUT,PLAIN,HEX: 1/4-20UNC-2B STRAP RET MS51967-2 (96906)	B EA	6 14	*	*	*	*	*	*	*	*	*	*			NI
PAOZZ	5310-582-5965	WASHER,LOCK,SPLIT: 1/4 ID. STRAP RET MS35338-44 (96906)	B EA	6 14	*	*	*	*	*	*	*	*	*	*			NI

(1) SMR CODE	(2) FEDERAL STOCK NUMBER	(3) DESCRIPTION REFERENCE NUMBER & MFR CODE	(4) UNIT OF MEAS	(5) QTY INC IN UNIT	(6) 15-DAY ORGANIZATION MAINTENANCE ALLOWANCE				(7) 30-DAY DS MAINTENANCE ALLOWANCE			(8) 30-DAY GS MAINTENANCE ALLOWANCE			(9) 1-YR. ALW PER 100 EQUIP CNTGCGY PLANNING	(10) ILLUSTRATION	
					(A) 1-5	(B) 6-20	(C) 21-50	(D) 51-100	(A) 1-20	(B) 21-50	(C) 51-100	(A) 1-20	(B) 21-50	(C) 51-100		(A) FIG NO	(B) ITEM NO
PAOZZ	5340-040-2364	CLIP, SPRING: MTG, 2-CLIP (RED BLACKOUT AND SERVICE CLEARNANCE LIGHTS) 8347212 (19207)	B,C	EA	4	*	*	*	*	*	*	*	*	*			NI
PAOZZ	5340-040-2365	CLIP, SPRING: MTG, 3-CLIP (BLACKOUT TAIL AND SERVICE TAIL AND STOPLIGHT)	B,C	EA	2	*	*	*	*	*	*	*	*	*			NI
PAOZZ	5310-761-6882	NUT, PLAIN, HEX: 1/4-20UNC-2B, CLIP MTG MS51967-2 (96906)	B,C	EA	18	*	*	*	*	*	*	*	*	*			NI
PAOZZ	5310-582-5965	WASHER, LOCK, SPLIT: 1/4 ID, CLIP MTG MS35338-44 (96906)	B,C	EA	18	*	*	*	*	*	*	*	*	*			NI
PAOZZ	5935-776-0599	CONNECTOR: ELECTRICAL CABLE, WATERPROOF, FEMALE, NO. 14 AWG CABLE (HARNESS (17), RECEPTACLE (8)) 7760599 (19207)	B	EA	25	*	*	*	*	*	*	*	*	*			NI
PAOZZ	5935-776-0599	CONNECTOR: ELECTRICAL CABLE, WATERPROOF, FEMALE, NO. 14 AWG CABLE (RECEPTACLE) 7760599 (19207)	C	EA	8	*	*	*	*	*	*	*	*	*			NI
PAOZZ	5935-629-9241	CONNECTOR: ELECTRICAL CABLE, WATERPROOF, MALE, NO.14 AWG CABLE 7760598 (19207)	B,C	EA	7	*	*	*	*	*	*	*	*	*			NI
PAOZZ	5935-167-7775	CONNECTOR: ELECTRICAL CABLE, WATERPROOF, MALE, NO.14 AWG CABLE (HARNESS) MS27144-1 (96906)	C	EA	21	*	*	*	*	*	*	*	*	*			NI
PAOZZ	6145-772-0853	CABLE: AUTOMOTIVE, LOW TENSION, INSULATED (PLASTIC, NATURAL OR SYN RU) WATERPROOF, SGLE COND, STRANDED, NO.14 AWG 15-C-2165-170 (80244)	B,C	FT	V	*	*	*	*	*	*	*	*	*			NI
PAOZZ	5935-773-1424	CONNECTOR, ELECTRICAL: GROUND (PEENED) 7731424 (19204)	B,C	EA	1	*	*	*	*	*	*	*	*	*			NI
PAOZZ	5935-306-2062	CONNECTOR: RECEPTACLE 8376208 (19207)	B,C	EA	1	*	*	*	*	*	*	*	*	*			NI
PAOZZ	5935-773-1428	COVER ASSY: RECEPTACLE, W/BACKET (RIVETED) 7731428 (00000)	B,C	EA	1	*	*	*	*	*	*	*	*	*			NI
PAOZZ	5305-225-3839	SCREW, CAP, HEX HED: 1/4-20UNC-2A X RECEPTACLE MTG MS90725-8 (96906)	B,C	EA	4	*	*	*	*	*	*	*	*	*			NI
PAOZZ	5310-761-6882	NUT, PLAIN HEX: 1/4-20UNC-2B, RECEPTACLE MTG MS51967-2 (96906)	B,C	EA	4	*	*	*	*	*	*	*	*	*			NI

(1) SMR CODE	(2) FEDERAL STOCK NUMBER	(3) DESCRIPTION REFERENCE NUMBER & MFR CODE	(4) UNIT OF MEAS	(5) QTY INC IN UNIT	(6) 15-DAY ORGANIZATION MAINTENANCE ALLOWANCE				(7) 30-DAY DS MAINTENANCE ALLOWANCE			(8) 30-DAY GS MAINTENANCE ALLOWANCE			(9) 1-YR. ALW PER 100 EQUIP CNTGCGY PLANNING	(10) ILLUSTRATION	
					(A) 1-5	(B) 6-20	(C) 21-50	(D) 51-100	(A) 1-20	(B) 21-50	(C) 51-100	(A) 1-20	(B) 21-50	(C) 51-100		(A) FIG NO	(B) ITEM NO
PAOZZ	5310-582-5965	WASHER, LOCK, SPLIT: 1/4 ID. RECEPTACLE MTG MS35338-44 (96906)	B,C	EA	4	*	*	*	*	*	*	*	*	*	*		NI
XBOZZ		LEAD ASSY AND RECEPTACLE 8701110 (19207)	B,C	EA	1												NI
PAOZZ	5340-090-5426	BUSHING: GROMMET, ELECTRICAL CONNECTOR, RU, 12 HOLE, 0.150 DIA HOLES, 1.240 OD 7722333 (19207)	B,C	EA	1	*	*	*	*	*	*	*	*	*	*		NI
PAOZZ	5935-772-3309	CONNECTOR NUT: PLAIN, KNURLED. ELECTRICAL CONNECTOR BUSHING (GROMMET) 1.193 DIA CABLE HOLE, 1-5/8-18NEF-2 THD 7723309 (00000)	B,C	EA	1	*	*	*	*	*	*	*	*	*	*		NI
XBOZZ		CABLE, GROUND: W/TERMINALS 8701111 (19207)	B,C	EA	2												NI
PAOZZ	5325-531-1737	GROMMET: PLAIN, RU, 5/8 ID. 1-1/2 DIA. 7/16 WIDE MTG GROOVE (FRAME) 8389856 (19207)	B C	EA	10 8	*	*	*	*	*	*	*	*	*	*		NI
XBOZZ		SHIELD 8701112 (19207)	B,C	EA	1												NI
PAOZZ	5310-761-6882	NUT, PLAIN, HEX: 1/4-20UNC-2B, SHIELD MTG MS51967-2 (96906)	B,C	EA	2	*	*	*	*	*	*	*	*	*	*		NI
PAOZZ	5310-582-5965	WASHER, LOCK, SPLIT: 1/4 ID MS35338-44 (96906)	B,C	EA	2	*	*	*	*	*	*	*	*	*	*		NI
PAOZZ	5935-050-0703	CONNECTOR: 4 CONTACT, W/HINGED COVER 500703 (19204)	B,C	EA	1	*	*	*	*	*	*	*	*	*	*		NI
PAOZZ	5935-201-8480	CONNECTOR: 4 CONTACT, W/O COVER 572800 (21450)	B,C	EA	1	*	*	*	*	*	*	*	*	*	*		NI
PAOZZ	5935-336-8607	CONNECTOR ASSY: 4 CONTACT 8380980 (19207)	B,C	EA	1	*	*	*	*	*	*	*	*	*	*		NI
PAOZZ	5935-552-4472	CONNECTOR: 6 CONTACT, W/O COVER 3480 (63810)	B,C	EA	1	*	*	*	*	*	*	*	*	*	*		NI
PAOZZ	5935-336-8606	CONNECTOR ASSY: 6 CONTACT 8380979 (19204)	B,C	EA	1	*	*	*	*	*	*	*	*	*	*		NI
PAOZZ	5305-225-3839	SCREW, CAP, HEX HD: 1/4-20UNC-2A X1, CONNECTOR MTG (4 CONTACT (4)), 6 CONTACT (4)) MS90725-8 (96906)	B,C	EA	8	*	*	*	*	*	*	*	*	*	*		NI
PAOZZ	5310-761-6882	NUT, PLAIN, HEX: 1/4-20UNC-2B, CONNECTOR MTG (4 CONTACT (4)), 6 CONTACT (4)) MS51967-2 (96906)	B,C	EA	8	*	*	*	*	*	*	*	*	*	*		NI

(1) SMR CODE	(2) FEDERAL STOCK NUMBER	(3) DESCRIPTION	(4) UNIT OF MEAS	(5) QTY INC IN UNIT	(6) 15-DAY ORGANIZATION MAINTENANCE ALLOWANCE				(7) 30-DAY DS MAINTENANCE ALLOWANCE			(8) 30-DAY GS MAINTENANCE ALLOWANCE			(9) 1-YR. ALW PER 100 EQUIP CNTGCGY PLANNING	(10) ILLUSTRATION	
					(A) 1-5	(B) 6-20	(C) 21-50	(D) 51-100	(A) 1-20	(B) 21-50	(C) 51-100	(A) 1-20	(B) 21-50	(C) 51-100		(A) FIG NO	(B) ITEM NO
		REFERENCE NUMBER & MFR CODE	USABLE ON CODE														
PAOZZ	5310-582-5963	WASHER, LOCK, SPLIT: ID. CONNECTOR MTG (4 CONTACT 00.6 CONTACT (1)) MS35338-44 (96906)	B,C	EA	8	*	*	*	*	*	*	*	*	*			NI
PAOZZ	5940-403-4481	TERMINAL: CABLE, SOLDERLESS, TYPE A, INSULATION EAR. NO. 16-44 AWG CABLE, HOLE FOR NO. 10 SCREW (HARNESS (6), GROUND CABLE (2)) 506208 (244501)	B,C	EA	8	*	*	*	*	*	*	*	*	*			NI
PAOZZ	5940-407-4481	TERMINAL: CABLE, SOLDERLESS TYPE A INSULATION EAR. NO. 16-44 AWG CABLE, HOLE FOR NO. 10 SCREW 506208 (21450)	C	EA	6	*	*	*	*	*	*	*	*	*			NI
PAOZZ	5940-413-3117	TERMINAL: CABLE, SOLDERLESS TYPE A. INSULATION EAR. NO. 16-44 AWG CABLE, HOLE FOR 1/4 IN. STUD (GROUND CABLE) 506209 (21450)	B,C	EA	2	*	*	*	*	*	*	*	*	*			NI
XBOFZ		0613-WIRING HARNESS-M269A1 WIRING HARNESS 10944316 (19207)	D	EA	1												NI
PAOZZ	5340-886-9459	STRAPPING: CABLE, WIRING HARNESS	D	EA	V	*	*	*	*	*	*	*	*	*			NI
PAOZZ	5310-761-6882	NUT, PLAIN, HEX: 1/4-20UNC-2B. WIRING HARNESS STRAP RET MS51967-2 (96906)	D	EA	28	*	*	*	*	*	*	*	*	*			NI
PAOZZ	5310-582-5963	WASHER, LOCK, SPLIT: 1/4 ID. WIRING HARNESS STRAP RET MS35338-44 (96906)	D	EA	28	*	*	*	*	*	*	*	*	*			NI
PAOZZ	5310-809-4058	WASHER, FLAT: 0.281 ID. WIRING HARNESS STRAP RET MS27183-10 (96906)	D	EA	28	*	*	*	*	*	*	*	*	*			NI
PAOZZ	5310-572-9180	CONNECTOR, SHELL 8338566 (19207)	D	EA	17	*	*	*	*	*	*	*	*	*			NI
PAOZZ	5310-833-8567	WASHER 8338567 (19207)	D	EA	13	*	*	*	*	*	*	*	*	*			NI
PAOZZ	6145-772-0853	CABLE: AUTOMOTIVE, LOW TENSION, INSULATED (PLASTIC, NATURAL OR SYN RUL. WATERPROOF, SGL E COND. STRANDED. NO. 14 AWG 15-C-2165-170 (80244)	D	FT	V	*	*	*	*	*	*	*	*	*			NI
PAOZZ	2590-808-6126	LEAD ASSY AND RECEPTACLE 8730420 (19207)	D	EA	1	*	*	*	*	*	*	*	*	*			NI
PAOZZ	5935-773-4428	COVER ASSY: RECEPTACLE, W BRACKET (RIVETED) 7731428 (00000)	D	EA	1	*	*	*	*	*	*	*	*	*			NI

(1) SMR CODE	(2) FEDERAL STOCK NUMBER	(3) DESCRIPTION REFERENCE NUMBER & MFR CODE	(4) UNIT OF MEAS	(5) QTY INC IN UNIT	(6) 15-DAY ORGANIZATION MAINTENANCE ALLOWANCE				(7) 30-DAY DS MAINTENANCE ALLOWANCE			(8) 30-DAY GS MAINTENANCE ALLOWANCE			(9) 1-YR. ALW PER 100 EQUIP CNTGCGY PLANNING	(10) ILLUSTRATION	
					(A) 1-5	(B) 6-20	(C) 21-50	(D) 51-100	(A) 1-20	(B) 21-50	(C) 51-100	(A) 1-20	(B) 21-50	(C) 51-100		(A) FIG NO	(B) ITEM NO
PAOZZ	5305-225-3839	SCREW, CAP, HEX HD: 1/8-20UNC-2A X 1. RECEPTACLE MTG MS90725-8 (96906)	D	EA	4	*	*	*	*	*	*	*	*	*	*		NI
PAOZZ	5310-761-6882	NUT, PLAIN, HEX: 1/4-20UNC-2B RECEPTACLE MTG MS51967-2 (96906)	D	EA	4	*	*	*	*	*	*	*	*	*	*		NI
PAOZZ	5310-582-5965	WASHER, LOCK, SPLIT: 1/4 ID. RECEPTACLE MTG MS35338-44 (96906)	D	EA	4	*	*	*	*	*	*	*	*	*	*		NI
PAOZZ	5325-531-1737	GROMMET: PLAIN, RU. 5/8 ID. 1 1/2 DIA. 7 16 WID MTG GROOVE (FRAME)	D	EA	9	*	*	*	*	*	*	*	*	*	*		NI
PAOZZ	5340-090-5426	BUSHING: GROMMET, ELECTRICAL CONNECTOR, RU, 12 HOLE, 0.150 DIA HOLES. 1.240 OD 7722333 (19207)	D	EA	1	*	*	*	*	*	*	*	*	*	*		NI
PAOZZ	5935-772-3309	CONNECTOR NUT: PLAIN, KNURLED ELECTRICAL CONNECTOR BUSHING (GROMMET). 1.193 DIA CABLE HOLE. 1-7/8-18NEF-2 THD 7723309 (00000)	D	EA	1	*	*	*	*	*	*	*	*	*	*		NI
PAOZZ	5935-306-2062	CONNECTOR: RECEPTACLE 8376208 (19207)	D	EA	1	*	*	*	*	*	*	*	*	*	*		NI
XBOZZ		SHIELD 8701112 (19207)	D	EA	1												
PAOZZ	5310-761-6882	NUT, PLAIN, HEX: 1/4-20UNC-2B. SHIELD MTG MS51967-2 (96906)	D	EA	2	*	*	*	*	*	*	*	*	*	*		NI
PAOZZ	5310-582-5963	WASHER, LOCK, SPLIT: 1/4 ID. SHIELD MTG MS35338-44 (96906)	D	EA	2	*	*	*	*	*	*	*	*	*	*		NI
PAOFZ	2590-690-8665	0613-WIRING HARNESS M270A1 WIRING HARNESS 8730428 (19207)	E	EA	1	*	*	*	*	*	*	*	*	*	*		NI
PAOZZ	5340-809-1490	CLAMP, LOOP: CUSHIONED. 1/4 IN. OD TUBE MS21333-98 (96906)	E	EA	27	*	*	*	*	*	*	*	*	*	*		NI
PAOZZ	5340-984-8540	CLAMP, LOOP: CUSHIONED, 1/2 IN. OD TUBE MS21333-102 (96906)	E	EA	16	*	*	*	*	*	*	*	*	*	*		NI
PAOZZ	5310-761-6882	NUT, PLAIN, HEX: 1/4 20UNC-2B. CLAMP MTG MS51967-2 (96906)	E	EA	43	*	*	*	*	*	*	*	*	*	*		NI

(1) SMR CODE	(2) FEDERAL STOCK NUMBER	(3) DESCRIPTION	(4) UNIT OF MEAS	(5) QTY INC IN UNIT	(6) 15-DAY ORGANIZATION MAINTENANCE ALLOWANCE				(7) 30-DAY DS MAINTENANCE ALLOWANCE			(8) 30-DAY GS MAINTENANCE ALLOWANCE			(9) 1-YR. ALW PER 100 EQUIP CNTGCGY PLANNING	(10) ILLUSTRATION	
					(A) 1-5	(B) 6-20	(C) 21-50	(D) 51-100	(A) 1-20	(B) 21-50	(C) 51-100	(A) 1-20	(B) 21-50	(C) 51-100		(A) FIG NO	(B) ITEM NO
		REFERENCE NUMBER & MFR CODE		USABLE ON CODE													
PAOZZ	5310-582-5965	WASHER, LOCK, SPLIT: 1/4 ID. CLAMP MTG MS35338-44 (96906)	E	EA	43	*	*	*	*	*	*	*	*	*	*		NI
PAOZZ	5935-167-7775	CONNECTOR: ELECTRICAL CABLE. WATERPROOF, MALE, NO. 14 AWG CABLE (HARNESS (19)). RECEPTACLE (7)) MS27144-1 (96906)	E	EA	26	*	*	*	*	*	*	*	*	*	*		NI
PAOZZ	5935-034-8009	CONNECTOR: ELECTRICAL CABLE, WATERPROOF, FEMALE 8338565 (19207)	E	EA	7	*	*	*	*	*	*	*	*	*	*		NI
PAOZZ	6145-772-0853	CABLE: AUTOMOTIVE, LOW TENSION, INSULATED (PLASTIC, NATURAL OR SYN RU). WATERPROOF, SGLE COND, STRANDED, AWG NO. 14) 15-C-2165-170 (802444)	E	FT	V	*	*	*	*	*	*	*	*	*	*		NI
PAOZZ	5935-306-2062	CONNECTOR: RECEPTACLE 8376208 (19207)	E	EA	1	*	*	*	*	*	*	*	*	*	*		NI
PAOZZ	2590-808-6126	LEAD ASSY AND RECEPTACLE 8730420 (19207)	E	EA	1	*	*	*	*	*	*	*	*	*	*		NI
PAOZZ	5935-773-1428	COVER ASSY: RECEPTACLE, W/BACKET (RIVETED) 7731428 (00000)	E	EA	1	*	*	*	*	*	*	*	*	*	*		NI
PAOZZ	5305-225-3839	SCREW, CAP, HEX HD: 1/4-20UNC-2A X 1, RECEPTACLE MTG MS90725-8 (96906)	E	EA	4	*	*	*	*	*	*	*	*	*	*		NI
PAOZZ	5310-761-6882	NUT, PLAIN, HEX: 1/4-20UNC-2B, RECEPTACLE MTG MS51967-2 (96906)	E	EA	4	*	*	*	*	*	*	*	*	*	*		NI
PAOZZ	5310-582-5965	WASHER, LOCK, SPLIT: 1/4 ID, RECEPTACLE MTG MS35338-44 (96906)	E	EA	4	*	*	*	*	*	*	*	*	*	*		NI
XBOZZ		ADAPTER: 4 PRONG 8730417 (19207)	E	EA	1												NI
XBOZZ		ADAPTER: 6 PRONG 8730418 (19207)	E	EA	1												NI
PAOZZ	5325-531-1737	GROMMET: PLAIN, RU, 5/8 ID, 1 1/2 DIA, 7/16 WIDE MTG GROOVE (FRAME) 8389856 (19207)	E	EA	6	*	*	*	*	*	*	*	*	*	*		NI
XBOZZ		GROMMET 8730461 (19207)	E	EA	2												NI
PAOZZ	5340-090-5426	BUSHING: GROMMET, ELECTRICAL- CONNECTOR, RU, 12 HOLE, 0.150 DIA HOLES, 1.240 OD 7722333 (19207)	E	EA	1	*	*	*	*	*	*	*	*	*	*		NI

(1) SMR CODE	(2) FEDERAL STOCK NUMBER	(3) DESCRIPTION REFERENCE NUMBER & MFR CODE	(4) UNIT OF MEAS	(5) QTY INC IN UNIT	(6) 15-DAY ORGANIZATION MAINTENANCE ALLOWANCE				(7) 30-DAY DS MAINTENANCE ALLOWANCE			(8) 30-DAY GS MAINTENANCE ALLOWANCE			(9) 1-YR. ALW PER 100 EQUIP CNTGCGY PLANNING	(10) ILLUSTRATION	
					(A) 1-5	(B) 6-20	(C) 21-50	(D) 51-100	(A) 1-20	(B) 21-50	(C) 51-100	(A) 1-20	(B) 21-50	(C) 51-100		(A) FIG NO	(B) ITEM NO
PAOZZ	5935-772-3309	CONNECTOR NUT: PLAIN, KNURLED, ELECTRICAL CONNECTOR BUSHING (GROMMET), 1.193 DIA CABLE HOLE, 1-5/8-18 NEF-2 THD 7723309 (00000)	E	EA	1	*	*	*	*	*	*	*	*	*	*		NI
XBOZZ		SHIELD 8701112 (19207)	E	EA	1												NI
PAOZZ	5310-761-6882	NUT, PLAIN, HEX: 1/4-20UNC-2B. SHIELD MTG MS51967-2 (96906)	E	EA	2	*	*	*	*	*	*	*	*	*	*		NI
PAOZZ	5310-582-5965	WASHER, LOCK, SPLIT: 1/4 ID. SHIELD MTG MS35338-44 (96906)	E	EA	2	*	*	*	*	*	*	*	*	*	*		NI
GROUP 11-AXLE																	
PAFZZ	2530-797-9344	1100-AXLE ASSEMBLY AXLE: FRONT AND REAR, W/ INTEGRAL FLANGES AND SPRING SEAT ADAPTERS 7979344 (19207)	A	EA	2					*	*	*	*	*	*		13
PAFZZ	2510-740-9607	1100-AXLE TRUNNION TUBE ASSY, CROSS: TRUNNION, W/ BRACKETS 7409607 (19207)	A	EA	1					*	*	*	*	*	*		14 1
PAFZZ	2530-168-2238	COMPOSED OF: TUBE, CROSS: TRUNNION, W/O BRACKETS 7979313 (19207)	A	EA	1					*	*	*	*	*	*		14
PAFZZ	2510-168-2305	BRACKET 7979286 (19207)	A	EA	2					*	*	*	*	*	*		14
PAFZZ	5305-051-4097	NON-ILLUSTRATED SCREW, CAP, HEX HD: 1 1/8-12UNF-2A X 3 1/4 (MTG. TUBE AND BRACKETS TO FRAME) MS90726-255 (96906)	A	EA	8					*	*	*	*	*	*		14 NI
PAFZZ	5310-762-6213	NUT, PLAIN, HEX: 1 1/8-12UNF-2B (MTG) MS51968-32 (96906)	A	EA	8					*	*	*	*	*	*		14 NI
PAFZZ	5310-850-1611	WASHER, LOCK: 1 1/8 ID (MTG) MS35338-54 (96906)	A	EA	8					*	*	*	*	*	*		14 NI

(1) SMR CODE	(2) FEDERAL STOCK NUMBER	(3) DESCRIPTION REFERENCE NUMBER & MFR CODE	(4) UNIT OF MEAS	(5) QTY INC IN UNIT	(6) 15-DAY ORGANIZATION MAINTENANCE ALLOWANCE				(7) 30-DAY DS MAINTENANCE ALLOWANCE			(8) 30-DAY GS MAINTENANCE ALLOWANCE			(9) 1-YR. ALW PER 100 EQUIP CNTGCGY PLANNING	(10) ILLUSTRATION	
					(A) 1-5	(B) 6-20	(C) 21-50	(D) 51-100	(A) 1-20	(B) 21-50	(C) 51-100	(A) 1-20	(B) 21-50	(C) 51-100		(A) FIG NO	(B) ITEM NO
PAFZZ	5320-058-9883	RIVET: TUBULAR, FLAT BD, NO. 8 MS16536-172 (96906)	EA	128					*	*	*	*	*	*		15	15
XAOZZ		SHOE, BRAKE 7979279 (19207)	EA	8												15	16
PAOZZ	2530-374-2127	SHAFT, STRAIGHT: 1/4 X 2 1/4 (CAMSHAFT ROLLER) 7523847 (19207)	EA	8	*	*	*	*	*	*	*	*	*	*		15	17
PAOZZ	3120-350-5466	BEARING, ROLLER, CAMSHAFT 7534846 (19207)	EA	8	*	*	*	*	*	*	*	*	*	*		15	18
PAOZZ	5305-723-9385	SETScrew: HEX SOCKET, CUP POINT. -20NC-3 X 1/8 MS51963-63 (96906)	EA	8	*	*	*	*	*	*	*	*	*	*		15	19
PAOZZ	3120-740-9567	BUSHING, PLAIN SLEEVE: 1.3695 ID. 1.4425 OD. 1.886 LG 7409567 (19207)	EA	8	*	*	*	*	*	*	*	*	*	*		15	20
PAOZZ	5315-740-9379	PIN, GROOVED: RETURN SPRING 7409379 (19207)	EA	8	*	*	*	*	*	*	*	*	*	*		15	21
PAOZZ	5315-842-3651	PIN, COTTER; 3 32 X MS24665-295 (96906)	EA	16	*	*	*	*	*	*	*	*	*	*		15	22
PAOZZ	5310-797-9332	WASHER, C 7979332 (19207)	EA	8	*	*	*	*	*	*	*	*	*	*		15	23
PAOZZ	2530-204-3622	STRAP 7979340 (19207)	EA	4	*	*	*	*	*	*	*	*	*	*		15	24
PAOZZ	2530-461-3835	PIN, PIVOT, ANCHOR 7979271 (19207)	EA	8	*	*	*	*	*	*	*	*	*	*		15	25
PAOZZ	2530-303-9887	PLATE ASSY, BACKING 7979337 (19207)	EA	4	*	*	*	*	*	*	*	*	*	*		15	26
PAOZZ	2530-177-7986	PLATE, BACKING 7979336 (19207)	EA	4	*	*	*	*	*	*	*	*	*	*		15	27
XAOZZ		BRACKET: ANCHOR PIN MTG 7979334 (19207)	EA	1												15	28
XAOZZ		BRACKET: CAMSHAFT MTG 7979335 (19207)	EA	4												15	29
XAOZZ		BEARING, NEEDLE: MIL-STD-CODE 345- 02403-4300.1.500 SHAFT DIA. 1.8750 OD. 1.2500W 709438 (21450)	EA	8												15	30
PAOZZ	5330-297-9829	SEAL, PLAIN: TYPE MW. 1 1/2 X 2 X 7979333 (19207)	EA	8	*	*	*	*	*	*	*	*	*	*		15	31
PAOZZ	5310-584-7888	WASHER, LOCK, SPLIT: ID MS35338-51 (96906)	EA	8	*	*	*	*	*	*	*	*	*	*		15	32
PAOZZ	5310-275-9460	NUT, PLAIN, HEX: 1/1-16NF-3 7413488 (19207)	EA	8	*	*	*	*	*	*	*	*	*	*		15	33
PAOZZ	5360-797-9339	SPRING: HELICAL TENSION, SHOE RETURN 7409383 (19207)	EA	4	*	*	*	*	*	*	*	*	*	*		15	34

(1) SMR CODE	(2) FEDERAL STOCK NUMBER	(3) DESCRIPTION REFERENCE NUMBER & MFR CODE	(4) UNIT OF MEAS	(5) QTY INC IN UNIT	(6) 15-DAY ORGANIZATION MAINTENANCE ALLOWANCE				(7) 30-DAY DS MAINTENANCE ALLOWANCE			(8) 30-DAY GS MAINTENANCE ALLOWANCE			(9) 1-YR. ALW PER 100 EQUIP CNTGCGY PLANNING	(10) ILLUSTRATION		
					(A) 1-5	(B) 6-20	(C) 21-50	(D) 51-100	(A) 1-20	(B) 21-50	(C) 51-100	(A) 1-20	(B) 21-50	(C) 51-100	(A) FIG NO	(B) ITEM NO		
XAOZZ		RIVET 104114 (21450)	EA	16											15	35		
PAOZZ	5320-894-0081	RIVET: SOLID, 9/16 X 1 5/8 7979351 (19207)	EA	72	*	*	*	*	*	*	*	*	*	*	15	36		
XAOZZ		RIVET: 1/2 X 1 5/8 (BRACKET TO BACKING PLATE) 7979352 (19207)	EA	16											15	37		
PAOZZ	4730-050-4208	FITTING, LUBRICATION: 1/8 NPT (CAMSHAFT MTG BRACKET)	EA	4	*	*	*	*	*	*	*	*	*	*	15	NI		
PAOZZ	2530-741-7135	MS15003-1 (96906) KIT, PARTS: ANCHOR PIN 7417135 (19207)	EA	V	*	*	*	*	*	*	*	*	*	*	15			
PAFZZ	2530-529-5717	COMPOSED OF: 8 PIN, ANCHOR:W/CAM 8 WASHER, C KIT, REPAIR, BRAKE LINING 7415747 (19207)	EA	V					*	*	*	*	*	*	15	25		
																	15	23
																		15
		64 RIVET													15	15		
PAOZZ	5360-205-4657	1202-SERVICE BRAKE SPRING: HELICAL SHOE RETURN, LONG 8710097 (19207)	EA	8	*	*	*	*	*	*	*	*	*	*	16	1		
PAOZZ	5360-205-4654	SPRING: HELICAL, SHOE RETURN, SHORT 8710696 (19207)	EA	8	*	*	*	*	*	*	*	*	*	*	16	2		
PAOZZ	5306-297-8274	BOLT: SHOE GUIDE 8710683	EA	8	*	*	*	*	*	*	*	*	*	*	16	3		
PAOZZ	5310-220-6587	WASHER, FLAT: SHOE GUIDE 8710685 (19207)	EA	8	*	*	*	*	*	*	*	*	*	*	16	4		
PAOFZ	2530-318-1225	SHOE, BRAKE: W/LINING 8710715 (19207)	EA	8	*	*	*	*	*	*	*	*	*	*	16	5		
PAOZZ	2530-179-3635	SHIELD, SPARK: UPPER & LOWER 8710694 (19207)	EA	8	*	*	*	*	*	*	*	*	*	*	16	17		
PAOOZ	2530-849-3471	SPIDER ASSY: RIGHT 8710681 (19207)	EA	2	*	*	*	*	*	*	*	*	*	*	16	18		
PAOOZ	2530-849-3472	SPIDER ASSY: LEFT 8710680 (19207)	EA	2	*	*	*	*	*	*	*	*	*	*	16	19		
PAOZZ	2530-089-4607	SPIDER: RIGHT 8710713 (19207)	EA	2	*	*	*	*	*	*	*	*	*	*	16	20		
XAOZZ		SPIDER: LEFT 8710712 (19207)	EA	2											16	20		
PAOZZ	2530-876-7756	PIN, RET: SHOE SPRING, LONG 8710690 (19207)	EA	8	*	*	*	*	*	*	*	*	*	*	16	21		

(1) SMR CODE	(2) FEDERAL STOCK NUMBER	(3) DESCRIPTION REFERENCE NUMBER & MFR CODE	(4) UNIT OF MEAS	(5) QTY INC IN UNIT	(6) 15-DAY ORGANIZATION MAINTENANCE ALLOWANCE				(7) 30-DAY DS MAINTENANCE ALLOWANCE			(8) 30-DAY GS MAINTENANCE ALLOWANCE			(9) 1-YR. ALW PER 100 EQUIP CNTGCGY PLANNING	(10) ILLUSTRATION	
					(A) 1-5	(B) 6-20	(C) 21-50	(D) 51-100	(A) 1-20	(B) 21-50	(C) 51-100	(A) 1-20	(B) 21-50	(C) 51-100		(A) FIG NO	(B) ITEM NO
PAOZZ	2530-705-4686	PIN, PIVOT, RET: SHOESPRING, SHORT 8710705 (19207)	EA	8	*	*	*	*	*	*	*	*	*	*		16	22
PAOZZ	2530-797-2303	PLATE, BACKING: LEFT 8710717 (19207)	EA	2	*	*	*	*	*	*	*	*	*	*		16	23
PAOZZ	2530-843-2516	PLATE, BACKING: RIGHT 8710718 (19207)	EA	2	*	*	*	*	*	*	*	*	*	*		16	23
XBOZZ		PROTECTOR, THD: (CYLINDER (8), TUBE FITTING (4)) 8710684 (19207)	EA	12												16	24
PAFZZ	2530-693-0996	LINING SET, BRAKE 8720226 (19207) COMPOSED OF: 8 LININGS 64 RIVETS	EA	V					*	*	*	*	*	*		16	
PAOZZ	4730-729-6437	1204-WHEEL CYLINDER BOLT, FLUID PASSAGE: (INLET FITTING) 7412079 (19207)	EA	4	*	*	*	*	*	*	*	*	*	*		16	6
PAOZZ	5306-297-8274	BOLT, SHOULDER: SPECIAL 8710683 (19207)	EA	4	*	*	*	*	*	*	*	*	*	*		16	7
PAOZZ	5310-274-4544	WASHER, FLAT: INLET FITTING (OUTER) 5298653 (19207)	EA	8	*	*	*	*	*	*	*	*	*	*		16	8
PAOZZ	2530-534-2347	TUBE ASSY: METAL, PREFORMED (UPPER AND LOWER WHEEL CYLINDER) 8710676 (19207)	EA	4	*	*	*	*	*	*	*	*	*	*		16	9
PAOZZ	5310-741-2088	WASHER: INLET FITTING (INNER) 7212088 (19207)	EA	8	*	*	*	*	*	*	*	*	*	*		16	10
XBOZZ		TUBE: CONNECTING, W/FLARED ENDS 8710675 (19207)	EA	4												16	11
PAOZZ	4730-836-7121	FITTING: WHEEL CYLINDER CONNECTING 7745464 (19207)	EA	8	*	*	*	*	*	*	*	*	*	*		16	12
PAOZZ	5310-407-9566	WASHER, LOCK, SPLIT: 5/16 ID MS35338-45 (96906)	EA	16	*	*	*	*	*	*	*	*	*	*		16	13
PAOZZ	5305-225-8499	BOLT, MACH, HEX HD: 5/16-18UNC-2A X 1 MS35291-34 (96906)	EA	16	*	*	*	*	*	*	*	*	*	*		16	14
PAOZZ	2530-795-0545	CYLINDER ASSY, WHEEL: LOWER, W/BLEEDER VALVE 8710689 (19207)	EA	4	*	*	*	*	*	*	*	*	*	*		16	15
PAOZZ	2530-737-3260	BLEEDER VALVE: LOWER 7373260 (19207)	EA	4	*	*	*	*	*	*	*	*	*	*		16	
PAOZZ	2530-318-1223	CYLINDER ASSY, WHEEL: UPPER, W/BLEEDER VALVE 8710688 (19207)	EA	4	*	*	*	*	*	*	*	*	*	*		16	16

(1) SMR CODE	(2) FEDERAL STOCK NUMBER	(3) DESCRIPTION REFERENCE NUMBER & MFR CODE	(4) UNIT OF MEAS	(5) QTY INC IN UNIT	(6) 15-DAY ORGANIZATION MAINTENANCE ALLOWANCE				(7) 30-DAY DS MAINTENANCE ALLOWANCE			(8) 30-DAY GS MAINTENANCE ALLOWANCE			(9) 1-YR. ALW PER 100 EQUIP CNTGCGY PLANNING	(10) ILLUSTRATION	
					(A) 1-5	(B) 6-20	(C) 21-50	(D) 51-100	(A) 1-20	(B) 21-50	(C) 51-100	(A) 1-20	(B) 21-50	(C) 51-100		(A) FIG NO	(B) ITEM NO
PAOZZ	2530-287-8252	BLEEDER VALVE: UPPER 8710710 (18207)	EA	4	*	*	*	*	*	*	*	*	*	*		16	
		1204-MASTER HYDRAULIC CYLINDER (REFER TO FIG. 22)															
PAOZZ	2530-930-5292	GASKET, DRAIN PLUG 5156636 (19207)	EA	2	*	*	*	*	*	*	*	*	*	*		17	1
PAOZZ	5365-289-4926	PLUG, DRAIN, MACH 5215673 (19207)	EA	2	*	*	*	*	*	*	*	*	*	*		17	2
PAOZZ	4730-221-2136	PLUG, PIPE: SQ HD, GLVD, 1/8 IN. (DUMMY) MS20913-15 (96906)	EA	2	*	*	*	*	*	*	*	*	*	*		17	3
PAOZZ	5310-627-9541	WASHER, LOCK, SPLIT: 3/8 IN. ID MS35338-46 (96906)	EA	2	*	*	*	*	*	*	*	*	*	*		17	4
PAOZZ	5310-732-0559	NUT, PLAIN, HEX: 3/8-24UNF-2B MS51968-8 (96906)	EA	2	*	*	*	*	*	*	*	*	*	*		17	5
PAOZZ	5340-737-3354	SPACER, RING, ROLLER CAP: COPPER 7373354 (19207)	EA	2	*	*	*	*	*	*	*	*	*	*		17	6
PAOZZ	4730-773-2163	CAP, FILLER, ASSY: MACH PLUG 7979691 (19207)	EA	2	*	*	*	*	*	*	*	*	*	*		17	7
PAOZZ	2530-511-1692	TUBE, VENT, ASSY 8365426 (19207)	EA	2	*	*	*	*	*	*	*	*	*	*		17	8
PAOZZ	5310-934-9758	NUT, PLAIN, HEX: 10-24UNC-2B (VENT HOSE CLAMP) MS35649-202 (96906)	EA	2	*	*	*	*	*	*	*	*	*	*		17	9
PAOZZ	4730-908-3195	CLAMP, LOOP: VENT HOSE MS35821-1 (96906)	EA	2	*	*	*	*	*	*	*	*	*	*		17	10
PAOZZ	5305-984-6215	SCREW, MACH: PAN HD, 10-24UNC-2A X 1 1/4 (VENT HOSE CLAMP) MS35206-268 (96906)	EA	2	*	*	*	*	*	*	*	*	*	*		17	11
PAOZZ	4720-809-2750	HOSE, VENT: RU, 3/4 IN. ID X 12 IN. LG 8365435 (19207)	EA	2	*	*	*	*	*	*	*	*	*	*		17	12
XAOZZ		BODY: MASTER CYLINDER A167887 (00000)	EA	2												17	13
XAFZZ		SEAT, VALVE, CHECK FC14213B (63477)	EA	2												17	14
PAFZZ	2530-979-6558	VALVE, CHECK, ASSY 8715094 (19207)	EA	2					*	*	*	*	*	*		17	15
PAFZZ	2530-516-7875	SPRING, HELICAL, COMPRESSION: 3/32 DIA WIRE, 1-7/32 OD MAX, 4 1/2 FREE LGTH 8332087 (19207)	EA	2					*	*	*	*	*	*		17	16
PAFZZ	2530-273-8504	CUP 6144091 (19207)	EA	2					*	*	*	*	*	*		17	17

(1) SMR CODE	(2) FEDERAL STOCK NUMBER	(3) DESCRIPTION REFERENCE NUMBER & MFR CODE	(4) UNIT OF MEAS	(5) QTY INC IN UNIT	(6) 15-DAY ORGANIZATION MAINTENANCE ALLOWANCE				(7) 30-DAY DS MAINTENANCE ALLOWANCE			(8) 30-DAY GS MAINTENANCE ALLOWANCE			(9) 1-YR. ALW PER 100 EQUIP CNTGCGY PLANNING	(10) ILLUSTRATION	
					(A) 1-5	(B) 6-20	(C) 21-50	(D) 51-100	(A) 1-20	(B) 21-50	(C) 51-100	(A) 1-20	(B) 21-50	(C) 51-100	(A) FIG NO	(B) ITEM NO	
PAFZZ	2530-516-7882	PISTON 5167882 (19207)	EA	2					*	*	*	*	*	*		17	18
PAFZZ	5310-368-9645	WASHER, FLAT: PISTON RET 5167877 (19207)	EA	2					*	*	*	*	*	*		17	19
PAFZZ	5365-516-7878	RING, RET, WIRE 5167878 (19207)	EA	2					*	*	*	*	*	*		17	20
PAFZZ	2530-753-9306	BOOT: BELLOWS TYPE 7539308 (19207)	EA	2					*	*	*	*	*	*		17	21
PAFZZ	5340-459-6680	STRAP, BOOT RET 5167880 (19207)	EA	2					*	*	*	*	*	*		17	22
PAOZZ	5310-411-0684	NUT, PLAIN, HEX: 5/8-18UNF-2B MS51970-7 (96906)	EA	4	*	*	*	*	*	*	*	*	*	*		17	23
PAOZZ	5310-820-6653	WASHER, LOCK, SPLIT: 5/8 IN. ID MS35338-50 (96906)	EA	4	*	*	*	*	*	*	*	*	*	*		17	24
PAFZZ	2530-040-2877	PARTS KIT: MASTER CYLINDER 8332646 (19207) COMPOSED OF: 1 BOOT 1 CUP 1 PISTON 1 RING 1 VALVE	EA	V					*	*	*	*	*	*		17	21
																17	17
																17	18
																17	20
																17	15
PAOPZ	2530-278-2243	1204-HYDRAULIC LINES AND FITTINGS CYLINDER ASSY, HYDRAULIC BRAKE MASTER 8332086 (19207)	EA	2	*	*	*	*	*	*	*	*	*	*		22	14
PAOZZ	2530-534-2330	TUBE ASSY: MASTER CYLINDER TO WHEEL CYLINDER, RH 8730440 (19207)	EA	2	*	*	*	*	*	*	*	*	*	*		22	17
PAOZZ	2530-534-2349	TUBE ASSY: MASTER CYLINDER TO WHEEL CYLINDER, LH 8730441 (19207)	EA	2	*	*	*	*	*	*	*	*	*	*		22	18
PAOZZ	4720-740-9331	HOSE ASSY: MASTER CYLINDER TO WHEEL CYLINDER LINE TEES 7409331 (19207)	EA	2	*	*	*	*	*	*	*	*	*	*		22	23
PAOZZ	4730-737-3252	TEE CONNECTOR: MASTER CYLINDER LINE TO WHEEL CYLINDER LINE 7373252 (19207)	EA	2	*	*	*	*	*	*	*	*	*	*		22	24
PAOZZ	2530-734-9533	1206-SLACK ADJUSTER ADJUSTER, SLACK: BRAKE, LH ASSY 7979429 (19207)	EA	2	*	*	*	*	*	*	*	*	*	*		18	

(1) SMR CODE	(2) FEDERAL STOCK NUMBER	(3) DESCRIPTION REFERENCE NUMBER & MFR CODE	(4) UNIT OF MEAS	(5) QTY INC IN UNIT	(6) 15-DAY ORGANIZATION MAINTENANCE ALLOWANCE				(7) 30-DAY DS MAINTENANCE ALLOWANCE			(8) 30-DAY GS MAINTENANCE ALLOWANCE			(9) 1-YR. ALW PER 100 EQUIP CNTGCGY PLANNING	(10) ILLUSTRATION	
					(A) 1-5	(B) 6-20	(C) 21-50	(D) 51-100	(A) 1-20	(B) 21-50	(C) 51-100	(A) 1-20	(B) 21-50	(C) 51-100		(A) FIG NO	(B) ITEM NO
PAOZZ	2530-288-0358	ADJUSTER, SLACK: BRAKE, RH ASSY 7979130 (19207)	EA	2	*	*	*	*	*	*	*	*	*	*	18		
XAOZZ		RIVET: S. 3 16 X 1 9 X 135 (40342)	EA	20											18	1	
XAOZZ		PLATE: SIDE 10918N (40312)	EA	8											18	2	
XAOZZ		SPRING: COMPRESSION, LOCK SHAFT BALL N11316 (40342)	EA	8											18	3	
XAOZZ		BALL: LOCK SHAFT. 3 16 IN. DIA 15 X 10 (40342)	EA	8											18	4	
XAOZZ		WHEEL: WORM N40917 (40312)	EA	4											18	5	
XAOZZ		SCREW. RD HD: 0.190 X 24NC X 3 X 407 (40342)	EA	4											18	6	
PAOZZ	5310-045-3296	WASHER, LOCK, SPLIT: NO. 10 MS35338-43 (96906)	EA	4	*	*	*	*	*	*	*	*	*	*	18	7	
PAOZZ	2530-679-5661	LOCK: SLACK ADJUSTER N12391 (40342)	EA	4	*	*	*	*	*	*	*	*	*	*	18	8	
XAOZZ		PIN: SHAFT RET 40 X 262 (40342)	EA	4											18	9	
XAOZZ		SHAFT: WORM N12380 (40342)	EA	4											18	10	
XAOZZ		WORM N10885 (40342)	EA	4											18	11	
PAOZZ	4730-050-4208	FITTING, LUBRICATION: STRAIGHT. 1 8- 27NPT MS15003-1 (96906)	EA	8	*	*	*	*	*	*	*	*	*	*	18	12	
XAOZZ		BEARING: 0.0052 ID. 9 16 OD. 17 32 THK N1582A (40342)	EA	8											18	13	
XAOZZ		HOUSING: LB N2864G (40342)	EA	2											18	14	
XAOZZ		HOUSING: RH N2864F (40342)	EA	2											18	14	
XBOZZ		1208- AIR CHAMBER BRACKET: AIR CHAMBER MTG. W WELDED STUDS 8380803 (19207)	EA	2											17	25	
PAOZZ	5340-637-9541	WASHER, LOCK, SPLIT: 1/8 ID MS35338-46 (96906)	EA	42	*	*	*	*	*	*	*	*	*	*	17	4	
PAOZZ	5310-851-2682	NUT, PLAIN, HEX: 1/8-16UNC-2B MS35691-17 (96906)	EA	6	*	*	*	*	*	*	*	*	*	*	17	26	
PAFZZ	5310-732-0559	NUT, PLAIN, HEX: 1/8-24UNF-2B MS51968-8 (96906)	EA	2					*	*	*	*	*	*	17	27	

(1) SMR CODE	(2) FEDERAL STOCK NUMBER	(3) DESCRIPTION REFERENCE NUMBER & MFR CODE	(4) UNIT OF MEAS	(5) QTY INC IN UNIT	(6) 15-DAY ORGANIZATION MAINTENANCE ALLOWANCE				(7) 30-DAY DS MAINTENANCE ALLOWANCE			(8) 30-DAY GS MAINTENANCE ALLOWANCE			(9) 1-YR. ALW PER 100 EQUIP CNTGCGY PLANNING	(10) ILLUSTRATION	
					(A) 1-5	(B) 6-20	(C) 21-50	(D) 51-100	(A) 1-20	(B) 21-50	(C) 51-100	(A) 1-20	(B) 21-50	(C) 51-100	(A) FIG NO	(B) ITEM NO	
RFFZZ		SPRING, COMPRESSION: 5 32 DIA WIRE, 2-7 8 OD. 5 3/4 FREE LGTH, 5 COILS- PUSH ROD RETURN 1 KIT 2530-736-24261 M42171 (40342)	EA	1											19	3	
RFFZZ		SPRING, COMPRESSION: 4 16 DIA WIRE, 1 1/2 ID. 5 FREE LGHT, 9 1/2 COILS FAIR CHAMBER CUP WASHER RET) (SEE KIT 2530-736-2426) N1135A (40342)	EA	1											19	4	
PAFZZ	2530-312-0372	DIAPHRAGM N2318 (40342)	EA	1					*	*	*	*	*	*	19	5	
PAFZZ	5306-225-9088	BOLT, MACH, HEX HD: 5 16-241 NF-2A X 7 8 MS90726-33 (96906)	EA	72					*	*	*	*	*	*	19	6	
XAFZZ		COVER: WELDED N10497 (40342)	EA	1											19	7	
XAFZZ		ROD, PUSH: (WELDED) N10321 (40342)	EA	4											19	8	
XAFZZ		WASHER, CUP: 13/4 OD. 1/2 ID 11194 (40342)	EA	4											19	9	
XAFZZ		BODY ASSY 10493D (40342)	EA	4											19	10	
PAFZZ	5310-732-0560	NUT, PLAIN, HEX: 1 2-20UNF-2B (YOKE LOCK) MS51968-14 (96906)	EA	2					*	*	*	*	*	*	19	11	
XAOZZ		PIN, COTTER: 1 8 X 7 8 137180 (21450)	EA	4											19	12	
XAFZZ		YOKE: PUSH ROD, 1 2-20NF-2 N10447 (40342)	EA	4											19	13	
PAOZZ	5315-842-3154	PIN, STRAIGHT: 1 2 X 4-13 64 MS35810-36 (96906)	EA	4	*	*	*	*	*	*	*	*	*	*	19	14	
PAOZZ	5310-820-6653	WASHER, LOCK, SPLIT: 1/8 ID MS35338-50 (96906)	EA	8	*	*	*	*	*	*	*	*	*	*	19	15	
PAOZZ	5310-763-8905	NUT, PLAIN, HEX: 5/8-18UNF-2B MS51968-20 (96906)	EA	8	*	*	*	*	*	*	*	*	*	*	19	16	
PAFZZ	2530-736-2426	PARTS KIT: BRAKE AIR CHAMBER 7362426 (19207) COMPOSED OF: 4 NUTS 4 WASHERS 1 SPRING 1 SPRING 1 DIAPHRAGM 4 SCREWS	EA	V					*	*	*	*	*	*	19	1	
															19	2	
															19	3	
															19	4	
															19	5	
															19	6	

(1) SMR CODE	(2) FEDERAL STOCK NUMBER	(3) DESCRIPTION REFERENCE NUMBER & MFR CODE	(4) UNIT OF MEAS	(5) QTY INC IN UNIT	(6) 15-DAY ORGANIZATION MAINTENANCE ALLOWANCE				(7) 30-DAY DS MAINTENANCE ALLOWANCE			(8) 30-DAY GS MAINTENANCE ALLOWANCE			(9) 1-YR. ALW PER 100 EQUIP CNTGCV PLANNING	(10) ILLUSTRATION	
					(A) 1-5	(B) 6-20	(C) 21-50	(D) 51-100	(A) 1-20	(B) 21-50	(C) 51-100	(A) 1-20	(B) 21-50	(C) 51-100	(A) FIG NO	(B) ITEM NO	
		1208- AIR FILTER															
		1208- AIR FILTER	A														
PAOZZ	2530-741-5748	BODY: AIR FILTER 7415748 (19207)	EA	2	*	*	*	*	*	*	*	*	*	*		20	1
PAOZZ	5310-761-6882	NUT, FLAIN, HEX: 1620UNC-2B MS34967-2 (96906)	EA	4	*	*	*	*	*	*	*	*	*	*		20	2
PAOZZ	5310-582-5965	WASHER, LOCK, SPLIT: 1/4 ID MS35338-44 (96906)	EA	4	*	*	*	*	*	*	*	*	*	*		20	3
KFOZZ		ELEMENT: AIR FILTER (SEE KIT 2530-696-0351) 7411081 (19207)	EA	2												20	4
PAOZZ	5310-679-3606	WASHER 7979614 (00000)	EA	2	*	*	*	*	*	*	*	*	*	*		20	5
PAOZZ	2530-706-9034	SPRING, HELICAL 7979612 (00000)	EA	2	*	*	*	*	*	*	*	*	*	*		20	6
PAOZZ	5330-285-5123	WASHER 8329823 (19207)	EA	2	*	*	*	*	*	*	*	*	*	*		20	7
PAOZZ	4730-421-9087	PLUG: PIPE SQ HD. 1/8 IN. (DRAIN) MS49005-2 (96906)	EA	2	*	*	*	*	*	*	*	*	*	*		20	8
PAOZZ	4730-580-8437	ADAPTER NUT: AIR FILTER 7979613 (19207)	EA	2	*	*	*	*	*	*	*	*	*	*		20	9
PAOZZ	5306-797-9296	BOLT U: 7979296 (19207)	EA	2	*	*	*	*	*	*	*	*	*	*		20	10
PAOZZ	2530-696-0351	PARTS KIT: AIR FILTER 8332695 (19207) COMPOSED OF: 1 ELEMENT 1 GASKET 1 SPRING	EA	V	*	*	*	*	*	*	*	*	*	*		20	-
																20	4
																20	8
																20	7
		1208-AIR BRAKE SYSTEM LINES AND FITTINGS	B,C														
PAOOZ	4730-595-0083	COUPLING ASSY. HALF: AIRBRAKE HOSE MS35746-1 (96906)	EA	2	*	*	*	*	*	*	*	*	*	*		21	1
PAOZZ	9905-685-6540	PLATE, IDENTIFICATION: SERVICE AIR LINE TAG 7979292 (19207)	EA	1	*	*	*	*	*	*	*	*	*	*		21	2
PAOZZ	4730-261-4220	ELBOW: PIPE, STREET, 45 DEGREE, 1/4 IN (AIR BRAKE HOSE COUPLING) 119113 (21450)	EA	2	*	*	*	*	*	*	*	*	*	*		21	3
PAOZZ	5325-797-9287	GROMMET: MOLED. 7 16ID. 11 16OD. 3/8 THK (FRAME) 7979287 (19207)	B	EA	18	*	*	*	*	*	*	*	*	*		21	4
XBOZZ		TUBING: COOPER, SEAMLESS 1/2 OD. THICKNESS OF WALL 0.035 IN. 44-T-5080-231214501	C	EA	16	*	*	*	*	*	*	*	*	*			
			B	FT	65											21	5
			C	FT	95												

(1) SMR CODE	(2) FEDERAL STOCK NUMBER	(3) DESCRIPTION REFERENCE NUMBER & MFR CODE	(4) UNIT OF MEAS	(5) QTY INC IN UNIT	(6) 15-DAY ORGANIZATION MAINTENANCE ALLOWANCE				(7) 30-DAY DS MAINTENANCE ALLOWANCE			(8) 30-DAY GS MAINTENANCE ALLOWANCE			(9) 1-YR. ALW PER 100 EQUIP CNTGCGY PLANNING	(10) ILLUSTRATION	
					(A) 1-5	(B) 6-20	(C) 21-50	(D) 51-100	(A) 1-20	(B) 21-50	(C) 51-100	(A) 1-20	(B) 21-50	(C) 51-100		(A) FIG NO	(B) ITEM NO
PAOZZ	4730-460-3907	ELBOW: TUBE, STRAIGHT, COMPRESSION BALL SLEEVE, AIR LINE, 90 DEGREE, BR, 3/8 IN (UPPER TUBING) MS39186-1 (96906)	EA	2	*	*	*	*	*	*	*	*	*	*	21	6	
PAOZZ	5340-809-1492	CLAMP, LOOP: CUSHIONED, 3/8 IN. OD TUBE, HOLE FOR 1/4 IN. SCREW MS21333-100 (96906)	EA	10	*	*	*	*	*	*	*	*	*	*	21	7	
PAOZZ	4730-278-8561	CONNECTOR ASSY: TUBE COMPRESSION, BALL SLEEVE, AIR LINE, BR, 3/8 IN. TUBE, 1/4 IN. MALE PIPE END, LINES TO COUPLINGS (2), LINES TO FILTERS (4) 504264 (21450)	EA	16	*	*	*	*	*	*	*	*	*	*	21	8	
PAOOZ	2530-797-9295	FILTER ASSY, AIR 7411022 (19207)	EA	2	*	*	*	*	*	*	*	*	*	*	21	9	
PAOFZ	2530-797-9039	CHAMBER ASSY, AIR 7979039 (19207)	EA	4	*	*	*	*	*	*	*	*	*	*	21	10	
PAOZZ	4720-318-0956	HOSE ASSY: EMERGENCY RELAY VALVE TO AIR CHAMBER, RIGHT 7412581 (19207)	EA	2	*	*	*	*	*	*	*	*	*	*	21	11	
PAOZZ	2530-303-9866	VALVE ASSY EMERGENECY RELAY 8380978 (19207)	EA	1	*	*	*	*	*	*	*	*	*	*	21	12	
XBOZZ		HOSE: EMERGENCY RELAY VALVE TO AIR CHAMBER, LEFT 8380990 (19207)	EA	2											21	13	
PAOZZ	4730-246-9215	ELBOW: PIPE, STREET, 90 DEGREE, 1/4 IN. LINE TO AIR CHAMBER 105423 (21450)	EA	4	*	*	*	*	*	*	*	*	*	*	21	14	
XBOZZ		RESERVOIR, AIR: W/STUD, NUT AND WASHER (WELDED)	EA	1											21	15	
PAOZZ	1440-831-0208	TAG: EMERGENCY AIR LINE 7979293 (19207)	EA	1	*	*	*	*	*	*	*	*	*	*	21	16	
PAOZZ	5340-282-7537	NON-ILLUSTRATED CLAMP, LOOP: 4 IN. OD TUBE, W/HOLE FOR 1/4 IN. SCREW (EMERGENCY RELAY VALVE TO AIR CHAMBER LINE, RIGHT) MS21333-41 (96906)	EA	2	*	*	*	*	*	*	*	*	*	*	21	NI	
PAOZZ	5305-988-1725	SCREW, MACH: RD HD, 1/4-20UNC-2A X 3/8 MS35206-281 (96906)	EA	2	*	*	*	*	*	*	*	*	*	*	21	NI	
PAOZZ	5310-761-6882	NUT, PLAIN, SQ: 1/4-20UNC-2B MS51967-2 (96906)	EA	2	*	*	*	*	*	*	*	*	*	*	21	NI	
PAOZZ	5310-582-5965	WASHER, LOCK, SPLIT: 1/4 ID MS35338-44 (96906)	EA	2	*	*	*	*	*	*	*	*	*	*	21	NI	

(1)	(2)	(3)	(4)	(5)	(6)				(7)			(8)			(9)	(10)	
SMR	FEDERAL	DESCRIPTION	UNIT OF MEAS	QTY INC IN UNIT	15-DAY ORGANIZATION MAINTENANCE ALLOWANCE				30-DAY DS MAINTENANCE ALLOWANCE			30-DAY GS MAINTENANCE ALLOWANCE			1-YR. ALW PER 100 EQUIP CNTGCGY PLANNING	(A) FIG NO	(B) ILLUSTRATION ITEM NO
CODE	STOCK NUMBER				REFERENCE NUMBER & MFR CODE	USABLE ON CODE	(A) 1-5	(B) 6-20	(C) 21-50	(D) 51-100	(A) 1-20	(B) 21-50	(C) 51-100	(A) 1-20			
PAOZZ	4730-069-1187	ELBOW: PIPE, COMPRESSION, BALL SLEEVE, AIR LINE, 90 DEGREE BR, 1/8 IN. TUBE, 1/4 IN. MALE PIPE END (SERVICE LINE AT EMERGENCY RELAY VALVE) MS39182-3 (96906)	EA	1	*	*	*	*	*	*	*	*	*	*		21	NI
PAOZZ	4730-289-0155	ELBOW: PIPE, COMPRESSION, BALL SLEEVE, AIR LINE, 90 DEGREE, BR, 1/8 IN. TUBE, 3/8 IN. MALE PIPE END (EMERGENCY LINE AT EMERGENCY RELAY VALVE) MS39182-5 (96906)	EA	1	*	*	*	*	*	*	*	*	*	*		21	NI
PAOZZ	5330-171-8068	PACKING, O-RING: CLASS B MATERIAL (HIGH FLEXIBILITY). 1/8 IN. THK, 3/4 IN. ID EMERGENCY RELAY VALVE TO RESERVOIR) 501461 (21450)	EA	1	*	*	*	*	*	*	*	*	*	*		21	NI
		1208 - AIR/HYDRAULIC BRAKE SYSTEM															
PAOOZ	4730-595-0083	COUPLING ASSY, HALF: AIR BRAKE HOSE MS35746-1 (96906)	EA	2	*	*	*	*	*	*	*	*	*	*		22	1
PAOZZ	9905-685-6540	PLATE IDENTIFICATION: SERVICE AIR LINE TAG 7979292 (19207)	EA	1	*	*	*	*	*	*	*	*	*	*		22	2
PAOZZ	4730-278-4290	ELBOW: PIPE, STREET, 45 DEGREE, M1, GLVD, 1/4 IN. (AIRBRAKE HOSE COUPLING) 114118 (21450)	EA	2	*	*	*	*	*	*	*	*	*	*		22	3
PAOZZ	4730-273-8561	CONNECTOR ASSY: TUBE COMPRESSION, BALL SLEEVE, AIR LINE, BR. 3/8 IN. TUBE, 1/4 IN. MALE PIPE END LINES TO COUPLINGS (2), LINES TO FILTER (4) 504264 (21450)	EA	6	*	*	*	*	*	*	*	*	*	*		22	4
XBOZZ		TUBE: AIR LINES, FRONT, SERVICE (1), SERVICE (1), EMERGENCY (1) 8730470 (19207)	EA	2												22	5
PAOZZ	4730-460-3907	ELBOW: TUBE, STRAIGHT, COMPRESSION, BALL SLEEVE, AIR LINE, 90 DEGREE, BR. 3/8 IN. (UPPER TUBING) MS39186-1 (96906)	EA	4	*	*	*	*	*	*	*	*	*	*		22	6
PAOZZ	5325-797-9287	GROMMET: MOLDED, 7/16 ID, 11/16 OD, 5/8 THK (FRAME) 797287 (19207)	EA	9	*	*	*	*	*	*	*	*	*	*		22	7
XBOZZ		TUBE: AIR LINE, INTERMEDIATE, SERVICE (1), EMERGENCY (1) 8730472 (19207)	EA	2												22	8
PAOZZ	2530-797-9295	FILTER ASSY, AIR 7411022 (19207)	EA	2	*	*	*	*	*	*	*	*	*	*		22	9
XBOZZ		TUBE: AIR LINE, SERVICE, REAR 8730473 (19207)	EA	1												22	1

(1) SMR CODE	(2) FEDERAL STOCK NUMBER	(3) DESCRIPTION REFERENCE NUMBER & MFR CODE	(4) UNIT OF MEAS	(5) QTY INC IN UNIT	(6) 15-DAY ORGANIZATION MAINTENANCE ALLOWANCE				(7) 30-DAY DS MAINTENANCE ALLOWANCE			(8) 30-DAY GS MAINTENANCE ALLOWANCE			(9) 1-YR. ALW PER 100 EQUIP CNTGCGY PLANNING	(10) ILLUSTRATION	
					(A) 1-5	(B) 6-20	(C) 21-50	(D) 51-100	(A) 1-20	(B) 21-50	(C) 51-100	(A) 1-20	(B) 21-50	(C) 51-100		(A) FIG NO	(B) ITEM NO
XBOZZ		TUBE: AIR LINE (FRONT CHAMBER TO EMERGENCY RELAY VALVE) 8730475 (19207)	EA	1											22	11	
PAOZZ	4730-069-1187	ELBOW: PIPE, COMPRESSION, BALL SLEEVE, AIR LINE, 90 DEGREE, BR. 1/8 IN. TUBE, 1/4 IN. MALE PIPE END (SERVICE LINE TO EMERGENCY RELAY VALVE) MS39182-3 (96906)	EA	2	*	*	*	*	*	*	*	*	*	*	22	12	
PAOFZ	2530-562-8816	CHAMBER ASSY: AIR 8735883 (19207)	EA	2	*	*	*	*	*	*	*	*	*	*	22	13	
PAOZZ	2530-911-4792	VALVE ASSEMBLY, EMERGENCY RELAY MS53004-2 (96906)	EA	1	*	*	*	*	*	*	*	*	*	*	22	15	
XBOZZ		TUBE AIR LINE (CHECK VALVE TO REAR CHAMBER) 8730476 (19207)	EA	1											22	16	
XBOZZ		TUBE: AIR LINE (RESERVOIR TO EXHAUST CHECK VALVE) 8730277 (19207)	EA	1											22	19	
PAOZZ	2530-215-4160	RESERVOIR, AIR: WELDED 6169300 (19207)	EA	1	*	*	*	*	*	*	*	*	*	*	22	20	
XBOZZ		TUBE: EMERGENCY AIR LINE, REAR 8730474 (19207)	EA	1											22	21	
PAOZZ	2530-797-9294	COUPLING ASSY DUMMY: AIRBRAKE HOSE, W/CHAIN 7411021 (19207)	EA	2	*	*	*	*	*	*	*	*	*	*	22	22	
PAOZZ	4730-289-0155	NON-ILLUSTRATED ELBOW: PIPE, COMPRESSION, BALL SLEEVE, AIR LINE, 90 DEGREE, BR. 3/8 IN. TUBE, 3/8 IN. MALE PIPE END (EMERGENCY RELAY VALVE (2), SERVICE LINE TO EMERGENCY RELAY VALVE (1)) MS39182-5 (96906)	EA	3	*	*	*	*	*	*	*	*	*	*	22	NI	
XBOZZ		GROMMET: FLAIN, RU. 7/16 ID. 11/8 OD. 1/2 W, W, MTG GROOVE (VERTICAL AIR LINE TUBES) 8730457 (19207)	EA	4											22	NI	
PAOZZ	4730-278-4290	ELBOW: PIPE, STREET, 45 DEGREE, M1, GLVD. 1/4 IN. (AIR BRAKE HOSE COUPLING) 144118 (24617)	EA	2	*	*	*	*	*	*	*	*	*	*	22	NI	
PAOZZ	4730-069-1187	ELBOW: PIPE COMPRESSION, BALL SLEEVE, AIR LINE, 90 DEGREE, BR. 3/8 IN. TUBE, 1/4 IN. MALE PIPE END (SERVICE LINE AT EMERGENCY RELAY VALVE) MS21982-3 (96906)	EA	2	*	*	*	*	*	*	*	*	*	*	22	N	

(1) SMR CODE	(2) FEDERAL STOCK NUMBER	(3) DESCRIPTION REFERENCE NUMBER & MFR CODE	(4) UNIT OF MEAS	(5) QTY INC IN UNIT	(6) 15-DAY ORGANIZATION MAINTENANCE ALLOWANCE				(7) 30-DAY DS MAINTENANCE ALLOWANCE			(8) 30-DAY GS MAINTENANCE ALLOWANCE			(9) 1-YR. ALW PER 100 EQUIP CNTGCGY PLANNING	(10) ILLUSTRATION	
					(A) 1-5	(B) 6-20	(C) 21-50	(D) 51-100	(A) 1-20	(B) 21-50	(C) 51-100	(A) 1-20	(B) 21-50	(C) 51-100		(A) FIG NO	(B) ITEM NO
		1208-AIR RESERVOIR															
		NON-ILLUSTRATED COCK, DRAIN: TEE HANDLE, BR. 1/4 IN. MALE PIPE END 103647 (15434)	EA	1													NI
XBOZZ		BRACKET: MTG 7745288 (19207)	EA	4													NI
XBOZZ		BOLT, SQ HD: 7/16-14UNC-2A X 51/2 (BRACKET TO BRACKET) 109822 (21450)	EA	2													NI
PAOZZ	5305-269-2803	SCREW, CAP, HEX HD: 3/8-24UNF-2A X 1 (BRACKETS TO FRAME) MS90726-60 (96906)	EA	4	*	*	*	*	*	*	*	*	*	*			NI
PAOZZ	5310-732-0559	NUT, PLAIN, HEX: 3/8-24UNF-2B (BRACKETS TO FRAME) MS51968-8 (96906)	EA	4	*	*	*	*	*	*	*	*	*	*			NI
PAOZZ	5310-732-0558	NUT, PLAIN, HEX: 1/8-16UNC-2B (BRACKET TO BRACKET) MS51967-8 (96906)	EA	4	*	*	*	*	*	*	*	*	*	*			NI
PAOZZ	5310-637-9541	WASHER, LOCK, SPLIT: 3/8 ID MTG) MS35338-46 (96906)	EA	6	*	*	*	*	*	*	*	*	*	*			NI
		1208-AIR HOSE COUPLING AND TUBE CONNECTOR															
PAOZZ	4730-720-5002	CONNECTOR ASSY: AIRBRAKE HOSE COUPLING 5228623 (19207)	EA	2	*	*	*	*	*	*	*	*	*	*			23 1
XAOZZ		STUD: W/NUT, AIRBRAKE HOSE COUPLING CONNECTION 201965 (06853)	EA	4													23 2
XAOZZ		WASHER: AIRBRAKE HOSE COUPLING CONNECTION 138571 (21450)	EA	4													23 3
PAOZZ	5310-891-3428	NUT, PLAIN: AIRBRAKE HOSE COUPLING CONNECTION MS35691-77 (96906)	EA	4	*	*	*	*	*	*	*	*	*	*			23 4
PAOZZ	4730-273-8561	CONNECTOR ASSY: TUBE, COMPRESSION, BALL SLEEVE, AIR LINES, BR, 3/8 IN. TUBE, 1/4 IN. MALE PIPE END (FEFER TO FIGS. 17 & 18) 504264 (21450)	EA	6	*	*	*	*	*	*	*	*	*	*			23 5
PAOZZ	4730-414-5616	ADAPTER: TUBE, COMPRESSION, BALL SLEEVE, BR, 3/8 IN. TUBE, 1/4 IN. MALE PIPE END MS39169-5 (96906)	EA	6	*	*	*	*	*	*	*	*	*	*			23 6
PAOZZ	4730-293-7108	SLEEVE: BALL, COMPRESSION, TUBE FITTING, AIR LINE, 3/8 IN. MS391973-3 (96906)	EA	6	*	*	*	*	*	*	*	*	*	*			23 7

(1) SMR CODE	(2) FEDERAL STOCK NUMBER	(3) DESCRIPTION REFERENCE NUMBER & MFR CODE	(4) UNIT OF MEAS	(5) QTY INC IN UNIT	(6) 15-DAY ORGANIZATION MAINTENANCE ALLOWANCE				(7) 30-DAY DS MAINTENANCE ALLOWANCE			(8) 30-DAY GS MAINTENANCE ALLOWANCE			(9) 1-YR. ALW PER 100 EQUIP CNTGCGY PLANNING	(10) ILLUSTRATION	
					(A) 1-5	(B) 6-20	(C) 21-50	(D) 51-100	(A) 1-20	(B) 21-50	(C) 51-100	(A) 1-20	(B) 21-50	(C) 51-100		(A) FIG NO	(B) ITEM NO
PAOZZ	4730-011-4627	NUT: BALL SLEEVE COMPRESSION, TUBE FITTING, BR, 1/4 IN. 114627 (21450)	EA	6	*	*	*	*	*	*	*	*	*	*	23	8	
PAOZZ	9905-685-6540	PLATE, IDENTIFICATION: SERVICE AIR LINE TAG (REFER TO FIG. 17 & 18) 7979292 (19207)	EA	1	*	*	*	*	*	*	*	*	*	*	23	9	
PAOZZ	1440-831-0208	TAG: EMERGENCY AIR LINE (REFER TO FIG. 17 & 18) 7979293 (19207)	EA	1	*	*	*	*	*	*	*	*	*	*	23	10	
PAOZZ	4730-595-0083	COUPLING ASSY, HALF: AIRBRAKE HOSE (REFER TO FIG. 17 & 18) MS35746-1 (96906)	EA	2	*	*	*	*	*	*	*	*	*	*	23	11	
XAOZZ		BODY: HALF COUPLING 500333 (21450)	EA	2											23	12	
PAOZZ	5330-427-1545	PACKING RING: HALF COUPLING 7097060 (19207)	EA	2	*	*	*	*	*	*	*	*	*	*	23	13	
XAOZZ		PLUNGER: HALF COUPLING 538528 (21450)	EA	2											23	14	
PAOZZ	5340-597-0305	SPRING, HELICAL: HALF COUPLING 538827 (21450)	EA	2	*	*	*	*	*	*	*	*	*	*	23	15	
PAOZZ	4730-053-8826	RETAINER: HALF COUPLING SPRING 538826 (21450)	EA	2	*	*	*	*	*	*	*	*	*	*	23	16	
PAOZZ	5315-010-3726	PIN: STRAIGHT, CHAMFERED, 3/16 X 11/4 HALF COUPLING 103726 (21450)	EA	2	*	*	*	*	*	*	*	*	*	*	23	17	
PAOZZ	2530-270-3878	COUPLING ASSY, DUMMY: W/CHAIN 7014965 (19207)	EA	2	*	*	*	*	*	*	*	*	*	*	23	18	
PAOZZ	2530-797-9294	COUPLING ASSY, DUMMY: W/CHAIN 7411021 (19207)	EA	2	*	*	*	*	*	*	*	*	*	*	23	18	
XAOZZ		CHAIN ASSY: DUMMY COUPLING, W/HOOK (PART OF DUMMY COUPLING 7411021) N13047 (40342)	EA	2											23	19	
PAOZZ	2530-551-9921	CHAIN ASSY: DUMMY COUPLING (PART OF DUMMY COUPLING 7014965) 7366032 (19207)	EA	2	*	*	*	*	*	*	*	*	*	*	23	19	
XAOZZ		HOOK, S: DUMMY COUPLING CHAIN (PART OF DUMMY COUPLING 7411021) MK-841	EA	4											23	20	
XAOZZ		CHAIN: WELDLESS, DBLE-LOOP, 0.019 IN. NOM SIZE (PART OF DUMMY COUPLING 7411021) 42-C-15117-20 (21450)	EA	2											23	21	
XAOZZ		COUPLING, DUMMY: (PART OF 7411021) 6170336 (19207)	EA	2											23	22	

(1) SMR CODE	(2) FEDERAL STOCK NUMBER	(3) DESCRIPTION REFERENCE NUMBER & MFR CODE	(4) UNIT OF MEAS	(5) QTY INC IN UNIT	(6) 15-DAY ORGANIZATION MAINTENANCE ALLOWANCE				(7) 30-DAY DS MAINTENANCE ALLOWANCE			(8) 30-DAY GS MAINTENANCE ALLOWANCE			(9) 1-YR. ALW PER 100 EQUIP CNTGCV PLANNING	(10) ILLUSTRATION	
					(A) 1-5	(B) 6-20	(C) 21-50	(D) 51-100	(A) 1-20	(B) 21-50	(C) 51-100	(A) 1-20	(B) 21-50	(C) 51-100		(A) FIG NO	(B) ITEM NO
PAOZZ	2530-021-2366	1208-EMERGENCY-RELAY VALVE VALVE, RELAY, AIR BRAKE: EMERGENCY BREAKAWAY MS53004-2 (96906)	EA	1	*	*	*	*	*	*	*	*	*	*	24	1	
PAOZZ	5310-637-9541	WASHER, LOCK, SPLIT: 3/8 ID (VALVE MTG) MS35338-46 (96906)	EA	2	*	*	*	*	*	*	*	*	*	*	24	2	
PAOZZ	5310-732-0559	NUT, PLAIN, HEX: 1/8-24UNF-2B (VALVE MTG) MS51968-8 (96906)	EA	2	*	*	*	*	*	*	*	*	*	*	24	3	
PAOZZ	5305-269-2806	SCREW, CAP, HEX HD: 1/8-24UNF-2A X 13/8 (VALVE MTG) MS90726-63 (96906)	EA	2	*	*	*	*	*	*	*	*	*	*	24	4	
PAOZZ	4830-118-8589	VALVE, RELAY: EMERGENCY BREAKAWAY MS53004-1 (96906)	EA	1	*	*	*	*	*	*	*	*	*	*	24	5	
PAOZZ	4730-069-1186	ADAPTER: STRAIGHT, PIPE TO TUBE, W/NUT & SLEEVE, 1/4 NPTF, 3/8 TUBE MS39179-5 (96906)	EA	1	*	*	*	*	*	*	*	*	*	*	24	6	
PAOZZ	4730-069-1187	ELBOW: PIPE TO TUBE, W/NUT & SLEEVE, 1/4 NPTG, 3/8 TUBE MS39182-3 (96906)	EA	2	*	*	*	*	*	*	*	*	*	*	24	7	
PAOZZ	4730-289-0155	ELBOW: PIPE TO TUBE, W/NUT & SLEEVE, 3/8 NPTG, 3/8 TUBE MS39182-5 (96906)	EA	1	*	*	*	*	*	*	*	*	*	*	24	8	
PAOZZ	4730-701-7678	ELBOW: PIPE TO TUBE, W/NUT & SLEEVE, 3/8 NPTG, 1/2 TUBE MS39182-6 (96906)	EA	1	*	*	*	*	*	*	*	*	*	*	24	9	
PAOZZ	4730-069-1187	ELBOW: PIPE TO TUBE, W/NUT & SLEEVE, 1/4 NPTG, 3/8 TUBE MS39182-3 (96906)	EA	2	*	*	*	*	*	*	*	*	*	*	24	10	
PAOZZ	4730-253-4412	ELBOW: STREET PIPE TO TUBE, 1/4 NPTF, 3/8 TUBE 144112 (80212)	EA	4	*	*	*	*	*	*	*	*	*	*	24	11	
GROUP 13-WHEELS, HUBS AND DRUMS			B,C														
PAOZZ	2530-740-9553	1311-HUB AND DRUM ASSEMBLY RING, WIPER: OIL SEAL, 4.639 ID, 4-15.16 OD 7979266 (19207)	EA	4	*	*	*	*	*	*	*	*	*	*	25	1	
PAOZZ	5306-740-9389	BOLT, RIBBED SHOULDER, HEX HD: 7/16- 20NF-3 X 1 1/2 7409389 (19207)	EA	40	*	*	*	*	*	*	*	*	*	*	25	2	
PAOZZ	5306-752-1631	BOLT, MACH: 1/2-13NC X 13/4 7521631 (19207)	EA	40	*	*	*	*	*	*	*	*	*	*	25	3	
PAOZZ	5310-584-5272	WASHER, LOCK, SPLIT: 1/2 ID MS35338-48 (96906)	EA	40	*	*	*	*	*	*	*	*	*	*	25	4	

(1) SMR CODE	(2) FEDERAL STOCK NUMBER	(3) DESCRIPTION REFERENCE NUMBER & MFR CODE	(4) UNIT OF MEAS	(5) QTY INC IN UNIT	(6) 15-DAY ORGANIZATION MAINTENANCE ALLOWANCE				(7) 30-DAY DS MAINTENANCE ALLOWANCE			(8) 30-DAY GS MAINTENANCE ALLOWANCE			(9) 1-YR. ALW PER 100 EQUIP CNTGCGY PLANNING	(10) ILLUSTRATION	
					(A) 1-5	(B) 6-20	(C) 21-50	(D) 51-100	(A) 1-20	(B) 21-50	(C) 51-100	(A) 1-20	(B) 21-50	(C) 51-100		(A) FIG NO	(B) ITEM NO
PAOZZ	2530-740-9556	DEFLECTOR 7979322 (19207)	EA	4	*	*	*	*	*	*	*	*	*	*	25	5	
PAOZZ	2530-740-9388	ADAPTER: BRAKE DRUM 7409388 (19207)	EA	4	*	*	*	*	*	*	*	*	*	*	25	6	
PAOFZ	2530-093-5597	DRUM, BRAKE 7409394 (19207)	EA	4	*	*	*	*	*	*	*	*	*	*	25		
PAOZZ	2530-211-6129	COVER: INSPECTION HOLE 7409393 (19207)	EA	4	*	*	*	*	*	*	*	*	*	*	25	8	
PAOZZ	5310-209-0965	WASHER, LOCK, SPLIT: 7 16 ID MS35338-47 (96906)	EA	40	*	*	*	*	*	*	*	*	*	*	25	9	
PAOZZ	5310-234-7815	NUT, PLAIN, HEX: 7 16-20UNF-2A MS35690-724-(96906)	EA	40	*	*	*	*	*	*	*	*	*	*	25	10	
PAOZZ	2530-740-9550	SEAL, OIL, PLAIN: 4 34 ID. 6-627 OD, 1.9 64 THK 7409550 (19207)	EA	4	*	*	*	*	*	*	*	*	*	*	25	11	
PAOZZ	3110-198-1468	CONE & ROLLERS: TAPERED ROLLER BRG, MIL-STD- CODE 711-00593-3011. 3.5000 BORE, 1.430W (INNER) 712286 (21450)	EA	4	*	*	*	*	*	*	*	*	*	*	25	12	
PAOZZ	3110-142-4390	CUP, TAPERED, ROLLER BEARING: MIL. STD-CODE 711-00592-1101 6.0000 OD, 1.1875 W (INNER & OUTER) 706691 (21450)	EA	8	*	*	*	*	*	*	*	*	*	*	25	13	
PAOZZ	2530-093-5597	HUB 7979324 (19207)	EA	4	*	*	*	*	*	*	*	*	*	*	25	14	
PAOZZ	3110-100-0649	CONE & ROLLERS: TAPERED ROLLER BRG MIL-STD- CODE 711-00596-3000, 3.3750 BORE, 1-4300 W (OUTER) 705155 (21450)	EA	4	*	*	*	*	*	*	*	*	*	*	25	15	
PAOZZ	5310-353-2297	NUT, PLAIN: W PIN (HUB BRG) 7409603 (19207)	EA	4	*	*	*	*	*	*	*	*	*	*	25	16	
PAOZZ	5310-700-7089	WASHER, KEY: 3.390 ID, 5-1 6 OD, DRILLED (BRG ADJ NUT) 7007089 (19207)	EA	4	*	*	*	*	*	*	*	*	*	*	25	17	
PAOZZ	5310-353-2427	NUT, PLAIN: JAM, HUB BRG 7979263 (19207)	EA	4	*	*	*	*	*	*	*	*	*	*	25	18	
PAOZZ	2530-734-6993	GASKET: FIBER, 6-1 16 ID. 8-9 16 OD. 0.013 THK 7346993 (19207)	EA	4	*	*	*	*	*	*	*	*	*	*	25	19	
PAOZZ	2530-368-4952	CAP, HUB 7979307 (19207)	EA	4	*	*	*	*	*	*	*	*	*	*	25	20	
PAOZZ	5305-042-6417	SCREW, CAP, HEX HD: 1/2-13NC3 X 11/2 MS90725-113 (96906)	EA	40	*	*	*	*	*	*	*	*	*	*	25	21	

(1) SMR CODE	(2) FEDERAL STOCK NUMBER	(3) DESCRIPTION REFERENCE NUMBER & MFR CODE	(4) UNIT OF MEAS	(5) QTY INC IN UNIT	(6) 15-DAY ORGANIZATION MAINTENANCE ALLOWANCE				(7) 30-DAY DS MAINTENANCE ALLOWANCE			(8) 30-DAY GS MAINTENANCE ALLOWANCE			(9) 1-YR. ALW PER 100 EQUIP CNTGCGY PLANNING	(10) ILLUSTRATION	
					(A) 1-5	(B) 6-20	(C) 21-50	(D) 51-100	(A) 1-20	(B) 21-50	(C) 51-100	(A) 1-20	(B) 21-50	(C) 51-100		(A) FIG NO	(B) ITEM NO
PAOZZ	5310-053-7808	NUT, CAP, SELF-LOCKING, HEX: 1 1/8-16NF-2, LB 537808 (24617)	EA	20	*	*	*	*	*	*	*	*	*	*		25	22
PAOZZ	5310-880-2005	NUT, CAP, HEX: 1 1/8 -16NF-2, RH MS51983-4 (96906)	EA	20	*	*	*	*	*	*	*	*	*	*		25	22
PAOZZ	2530-693-1029	NUT, CAP: 3/8-16NF-2. LB INNER THD, 11/8-16NS-3. LH OUTER THD 537810 (81793)	EA	20	*	*	*	*	*	*	*	*	*	*		25	23
PAOZZ	2530-359-1162	NUT, CAP: 3/8-16NF-2, RH INNER THD. 1-1/8-16NS-3 RH OUTER THD 537809 (24617)	EA	20	*	*	*	*	*	*	*	*	*	*		25	23
PAOZZ	5306-797-9320	BOLT, RIBBED: 3/8-16NF X 3. LH MS51946-5 (96906)	EA	20	*	*	*	*	*	*	*	*	*	*		25	24
PAOZZ	5306-740-9555	BOLT, RIBBED: 3/8-16NF X 3. RH MS51946-6 (96906)	EA	20	*	*	*	*	*	*	*	*	*	*		25	24
PAOZZ	2530-740-9395	HUB ASSY: W BRG CUPS A333U801 (78500)	EA	4	*	*	*	*	*	*	*	*	*	*		25	
		1311-HUBS AND DRUMS															
PAOZZ	5310-053-7808	NUT, PLAIN, HEX: 11/8-16NF-2. LH THD 537808 (24617)	EA	20	*	*	*	*	*	*	*	*	*	*	D, E	26	1
PAOZZ	5310-880-2005	NUT, PLAIN, HEX: 11/8-16NF-2, RH THD MS51983-4 (96906)	EA	20	*	*	*	*	*	*	*	*	*	*		26	1
PAOZZ	2530-359-1162	NUT, CAP, HEX: 3/8-16NF-2, LH INNER THD. 11/8- 16NS-3 OUTER THD 537810 (81793)	EA	20	*	*	*	*	*	*	*	*	*	*		26	2
PAOZZ	2530-693-1029	NUT, CAP, HEX: 3/8-16NF-2 INNER THD. 11/8-16NS- 3 OUTER THD 537809 (24617)	EA	20	*	*	*	*	*	*	*	*	*	*		26	2
PAOZZ	5305-225-8494	SCREW, CAP, HEX HD: 5 16-18UNC-2A X 1/2 MS90725-29 (96906)	EA	24	*	*	*	*	*	*	*	*	*	*		26	3
PAOZZ	5310-407-9566	WASHER, LOCK, SPLIT: 5 15 ID MS35338-45 (96906)	EA	24	*	*	*	*	*	*	*	*	*	*		26	4
PAOZZ	2530-287-8220	CAP, GREASE: WHEEL HUB 8710725 (19207)	EA	4	*	*	*	*	*	*	*	*	*	*		26	5
PAOZZ	5330-290-8521	GASKET, GREASE CAP: CORK 8710726 (19207)	EA	4	*	*	*	*	*	*	*	*	*	*		26	6
PAOZZ	5310-353-2427	NUT, PLAIN, OCTAGON: OUTER WHEEL BRG JAM 7979263 (19207)	EA	4	*	*	*	*	*	*	*	*	*	*		26	7
PAOZZ	5310-700-7089	WASHER, KEY: HUB BRG ADJ LOCK 5139123 (19207)	EA	4	*	*	*	*	*	*	*	*	*	*		26	8

(1) SMR CODE	(2) FEDERAL STOCK NUMBER	(3) DESCRIPTION REFERENCE NUMBER & MFR CODE	(4) UNIT OF MEAS	(5) QTY INC IN UNIT	(6) 15-DAY ORGANIZATION MAINTENANCE ALLOWANCE				(7) 30-DAY DS MAINTENANCE ALLOWANCE			(8) 30-DAY GS MAINTENANCE ALLOWANCE			(9) 1-YR. ALW PER 100 EQUIP CNTGCGY PLANNING	(10) ILLUSTRATION	
					(A) 1-5	(B) 6-20	(C) 21-50	(D) 51-100	(A) 1-20	(B) 21-50	(C) 51-100	(A) 1-20	(B) 21-50	(C) 51-100		(A) FIG NO	(B) ITEM NO
PAOZZ	5310-353-2297	NUT, PLAIN OCTAGON: WHEEL BRG ADJ 7979308 (19207)	EA	4	*	*	*	*	*	*	*	*	*	*	26	9	
PAOZZ	3110-100-0649	CONE, TAPERED ROLLER BRG: MIL-STD- CODE 711-00596-3000 (INCLUDES ROLLERS & CAGE, AGLE ROW, 3.3750 BORE, 1.4300 W)(OUTER WHEEL BRG) 705155 (12742)	EA	4	*	*	*	*	*	*	*	*	*	*	26	10	
PAOZZ	3110-198-1468	CONE, TAPERED ROLLER BRG: MIL-STD- CODE 711-00593-3011 (INCLUDES ROLLERS & CAGE, AGLE-ROW, 3.5000 BORE, 1.4300 W)(INNER WHEEL BRG) 712286 (21450)	EA	4	*	*	*	*	*	*	*	*	*	*	26	11	
PAOZZ	5310-880-7745	NUT, PLAIN, HEX: 7/16-20NF-3 MS51968-11 (96906)	EA	40	*	*	*	*	*	*	*	*	*	*	26	12	
PAOZZ	5310-209-0965	WASHER, LOCK, SPLIT: 7/16 ID MS35338-47 (96906)	EA	40	*	*	*	*	*	*	*	*	*	*	26	13	
PAOZZ	2530-211-6129	COVER: INSPECTION HOLE 7409393 (19207)	EA	4	*	*	*	*	*	*	*	*	*	*	26	14	
PAOZZ	5306-740-9389	BOLT, RIBBED SHOULDER, HEX HD: 7/16- 20UNF-2A X 1-7/8 7409389 (19207)	EA	40	*	*	*	*	*	*	*	*	*	*	26	15	
PAOFZ	2530-093-5597	DRUM, BRAKE 7409394 (19207)	EA	4	*	*	*	*	*	*	*	*	*	*	26	16	
PAOZZ	5306-733-9239	BOLT, RIBBED: WHEEL HUB, RIVETED, TYPE, 3/4- 16NF X 2-15/32 (LEFT) 7339239 (19207)	EA	20	*	*	*	*	*	*	*	*	*	*	26	17	
PAOZZ	5306-383-4957	BOLT, RIBBED: WHEEL HUB, RIVETED TYPE, 3/4-16NF X 2-15/32 (RIGHT) 7339238 (19207)	EA	20	*	*	*	*	*	*	*	*	*	*	26	17	
PAOZZ	2530-404-4440	ADAPTER, BRAKE DRUM 8710724 (19207)	EA	4	*	*	*	*	*	*	*	*	*	*	26	18	
PAOZZ	3110-142-4390	CUP, TAPERED ROLLER BRG: MIL-STD- CODE 711-00592-1011 706691 (12742)	EA	8	*	*	*	*	*	*	*	*	*	*	26	19	
PAOZZ	2530-751-8887	HUB, WHEEL 8710723 (19207)	EA	4	*	*	*	*	*	*	*	*	*	*	26	20	
PAOZZ	3110-100-4223	BEARING, ROLLER, TAPERED: OUTER HUB BRG ASSY 703077 (21450)	EA	4	*	*	*	*	*	*	*	*	*	*	26	21	
PAOZZ	3110-100-4220	BEARING, ROLLER, TAPERED: INNER HUB BRG ASSY MS19081-137 (96906)	EA	4	*	*	*	*	*	*	*	*	*	*	26	22	
PAOZZ	2520-740-9550	SEAL, PLAIN ENCASED: HUB BRG OIL 7409550 (19207)	EA	4	*	*	*	*	*	*	*	*	*	*	26	23	

(1) SMR CODE	(2) FEDERAL STOCK NUMBER	(3) DESCRIPTION REFERENCE NUMBER & MFR CODE	(4) UNIT OF MEAS	(5) QTY INC IN UNIT	(6) 15-DAY ORGANIZATION MAINTENANCE ALLOWANCE				(7) 30-DAY DS MAINTENANCE ALLOWANCE			(8) 30-DAY GS MAINTENANCE ALLOWANCE			(9) 1-YR. ALW PER 100 EQUIP CNTNGY PLANNING	(10) ILLUSTRATION	
					(A) 1-5	(B) 6-20	(C) 21-50	(D) 51-100	(A) 1-20	(B) 21-50	(C) 51-100	(A) 1-20	(B) 21-50	(C) 51-100	(A) FIG NO	(B) ITEM NO	
PAOZZ	2530-740-9553	RING, WIPER: WHEEL BRG 7409553 (19207)	EA	4	*	*	*	*	*	*	*	*	*	*		26	24
PAOZZ	2530-738-9061	1311-WHEELS RING, SIDE: TIRE RET 7389061 (19207)	EA	9	*	*	*	*	*	*	*	*	*	*		27	1
PAOZZ	2530-603-5768	WHEEL, PNEUMATIC TIRE, W/RIM: 20 X 7.5, MILITARY TYPE 7388820 (19207)	EA	9	*	*	*	*	*	*	*	*	*	*		27	2
PAOFF	2610-204-4091	1313-TIRES AND TUBES TIRE, PNEUMATIC, TRUCK & BUS: 12-PLY, CROSS COUNTRY TREAD, 11.00-20 (NEW), W/FLAP MS35338-20 (96906)	EA	9	*	*	*	*	*	*	*	*	*	*		27	3
PAOZZ	2640-060-3550	CAP, TIRE VALVE: SCREWDRIVER TYPE MS51375-1 (96906)	EA	9	*	*	*	*	*	*	*	*	*	*		27	4
PAOZZ	2640-050-0827	EXTENSION, TIRE VALVE 500827 (21450)	EA	4	*	*	*	*	*	*	*	*	*	*		27	5
PAOZZ	2640-052-0860	VALVE, PNEUMATIC TIRE: V STEM CORE MS51358-4 (96906)	EA	9	*	*	*	*	*	*	*	*	*	*		27	6
PAOOZ	2610-051-9450	TUBE, INNER, PNEUMATIC TIRE, TRUCK & BUS: 10-50/11.00-20, NO. MT-20 (NEW) MS35392-15 (96906)	EA	9	*	*	*	*	*	*	*	*	*	*		27	7
GROUP 15-FRAME																	
PAOOZ	2540-678-3469	1501-CHOCK BLOCKS CHOCK BLOCK ASSY: WHEEL 7979235 (19207)	EA	2	*	*	*	*	*	*	*	*	*	*		28	
PAOZZ	4010-161-4684	CHAIN ASSY: W/LINKS 7979243 (19207)	EA	2	*	*	*	*	*	*	*	*	*	*		28	1
XAOZZ		LINK: CHAIN REPAIR, END LOOP, 3/16 IN. STOCK, 1 IN. INSIDE LGTH 7979236 (19207)	EA	2	*	*	*	*	*	*	*	A	*	*		28	2
XAOZZ		CHAIN: WELDED PROOF COIL, GLVD. 0.192 OR 3/16 IN. NOM SIZE (7 FT) 42-C-14854-235 (21450)	EA	1												28	3
PAOZZ	4010-171-9736	LINK: CHAIN 7979367 (19207)	EA	2	*	*	*	*	*	*	*	*	*	*		28	4
XAOZZ		BLOCK: CENTER, NOTCHED 7979370 (19207)	EA	2												28	5
XAOZZ		BLOCK: 7979669 (19207)	EA	16												28	6

(1) SMR CODE	(2) FEDERAL STOCK NUMBER	(3) DESCRIPTION REFERENCE NUMBER & MFR CODE	(4) UNIT OF MEAS	(5) QTY INC IN UNIT	(6) 15-DAY ORGANIZATION MAINTENANCE ALLOWANCE				(7) 30-DAY DS MAINTENANCE ALLOWANCE			(8) 30-DAY GS MAINTENANCE ALLOWANCE			(9) 1-YR. ALW PER 100 EQUIP CNTGCGY PLANNING	(10) ILLUSTRATION	
					(A) 1-5	(B) 6-20	(C) 21-50	(D) 51-100	(A) 1-20	(B) 21-50	(C) 51-100	(A) 1-20	(B) 21-50	(C) 51-100		(A) FIG NO	(B) ITEM NO
PAOZZ	5310-081-4219	WASHER, FLAT: 11/32 ID. 11/16 OD MS27183-12 (96906)	EA	6	*	*	*	*	*	*	*	*	*	*	28	7	
PAOZZ	5310-880-7744	NUT, PLAIN, HEX: 5/16-18UNC-2B MS51967-5 (96906)	EA	6	*	*	*	*	*	*	*	*	*	*	28	8	
XBOZZ		BOLT, CARRIAGE, RD HD. SQ NECK: 15/16- 18NC-2A X 101/2 7979368 (19207)	EA	6											28	9	
PAOZZ	5305-782-9494	SCREW, CAP, HEX HD: 1/2-13UNC-2A X 13/4 MS90725-114 (96906)	EA	2	*	*	*	*	*	*	*	*	*	*	28	10	
PAOZZ	5310-809-5998	WASHER, FLAT: 17/32 ID, 1-1/16 OD MS27183-18 (96906)	EA	4	*	*	*	*	*	*	*	*	*	*	28	11	
PAOZZ	5340-741-4347	SNAP HOOK: RD EYE, HEAVY DUTY, 5/8 IN. 797228 (19207)	EA	2	*	*	*	*	*	*	*	*	*	*	28	12	
PAOZZ	5310-834-8732	NUT, PLAIN, HEX: 1/2-13UNC-2B MS35691-33 (96906)	EA	2	*	*	*	*	*	*	*	*	*	*	28	13	
PAOZZ	2510-040-2376	1504-SPARE WHEEL AND TIRE CARRIER CARRIER ASSY: SPARE WHEEL & TIRE 7979261 (19207)	EA	1	*	*	*	*	*	*	*	*	*	*	29	-	
PAOZZ	2510-752-1159	CABLE ASSY: W/FERRULE (6 FT) 7521159 (19207)	EA	1	*	*	*	*	*	*	*	*	*	*	29	1	
XAOZZ		CABLE: CRES, PREFORMED, FLEXIBLE, 3/16 IN. DIA (6 FT) 22-C-1620 (21450)	EA	1											29	2	
XAOZZ		FERRULE: ROPE END T106 (76643)	EA	2											29	3	
XBOZZ		MEMBER: WELDED LC5-1155C (76643)	EA	1											29	4	
PAOZZ	5310-017-9721	NUT, SAFETY, HEX: 3/4-16NF-2 7418892 (19207)	EA	2	*	*	*	*	*	*	*	*	*	*	29	5	
XBOZZ		MEMBER 54005-2 (76643)	EA	1											29	6	
XBOZZ		BOLT, CARRIAGE: WHEEL SECURING (STAKED TO PICKUP MEMBER) 7418891 (19207)	EA	1											29	7	
PAOZZ	5306-752-1158	BOLT, U: 3/16 IN. WIDE ROPE SIZE, 1/4-20 UNC-2 7521158 (19207)	EA	2	*	*	*	*	*	*	*	*	*	*	29	8	
PAOZZ	5310-809-4058	WASHER, FLAT: 9/32 ID, 5/8 OD MS27183-10 (96906)	EA	4	*	*	*	*	*	*	*	*	*	*	29	9	
PAOZZ	5310-761-6882	NUT, PLAIN, HEX: 1/4-20UNC-2B MS51967-2 (96906)	EA	4	*	*	*	*	*	*	*	*	*	*	29	10	
XBOZZ		SHAFT LC54001C (76643)	EA	1											29	11	

(1) SMR CODE	(2) FEDERAL STOCK NUMBER	(3) DESCRIPTION REFERENCE NUMBER & MFR CODE	(4) UNIT OF MEAS	(5) QTY INC IN UNIT	(6) 15-DAY ORGANIZATION MAINTENANCE ALLOWANCE				(7) 30-DAY DS MAINTENANCE ALLOWANCE			(8) 30-DAY GS MAINTENANCE ALLOWANCE			(9) 1-YR. ALW PER 100 EQUIP CNTGCGY PLANNING	(10) ILLUSTRATION	
					(A) 1-5	(B) 6-20	(C) 21-50	(D) 51-100	(A) 1-20	(B) 21-50	(C) 51-100	(A) 1-20	(B) 21-50	(C) 51-100		(A) FIG NO	(B) ITEM NO
PAOZZ	5315-298-1481	PIN, COTTER: 1/8 X 11/2 MS24665-357 (96906)	EA	1	*	*	*	*	*	*	*	*	*	*	29	12	
PAOZZ	5320-285-1025	RIVET: SOLID 8327759 (19207)	EA	1	*	*	*	*	*	*	*	*	*	*	29	13	
PAOZZ	2510-752-1156	PAWL: SHAFT 7521156 (19207)	EA	1	*	*	*	*	*	*	*	*	*	*	29	14	
PAOZZ	5310-732-0560	NUT, PLAIN, HEX: 1/2-20UNF-2B (CARRIER MTG) MS51968-4 (96906)	EA	4	*	*	*	*	*	*	*	*	*	*	29	NI	
PAOZZ	5305-761-4227	SCREW, CAP, HEX HD: 1/2-20UNF-2A X 11/4 (CARRIER MTG)	EA	4	*	*	*	*	*	*	*	*	*	*	29	NI	
PAOZZ	5310-584-5272	MS90726-111 (96906) WASHER, LOCK SPLIT: 1/2 ID (CARRIER MTG) MS35338-48 (96906)	EA	4	*	*	*	*	*	*	*	*	*	*	29	NI	
PAOZZ	2510-303-3146	1507-LANDING GEAR BRACKET ASSY: CRANK SHAFT EXTENSION, W/BRAG 10885488 (19207)	EA	1	*	*	*	*	*	*	*	*	*	*	30	1	
XAOZZ		BEARING: BRACKET (1) & CRANK SHAFT (2) 7520707 (19207)	EA	3											30	2	
XAOZZ		BRACKET: CRANK SHAFT EXTENSION 8701082 (19207)	EA	1											30	3	
PAOFZ	2530-693-0995	LEG ASSY: RIGHT, W/GEAR, SHAFT & SHOE 8376609 (19207)	EA	1	*	*	*	*	*	*	*	*	*	*	30	4	
PAOZZ	5305-051-0827	SCREW, CAP, HEX, HD: 5/8-11UNC-2A X 2 (LEFT LEG (8), RIGHT LEG (7)) MS90725-164 (96906)	EA	15	*	*	*	*	*	*	*	*	*	*	30	5	
PAOZZ	5310-820-6653	WASHER, LOCK, SPLIT: 5/8 ID (LEFT LEG (8), RIGHT LEG (7)) MS35338-50 (96906)	EA	15	*	*	*	*	*	*	*	*	*	*	30	6	
PAOZZ	5310-763-8920	NUT, PLAIN, HEX: 5/8-11UNC-2B (LEFT LEG (8), RIGHT LEG (7)) MS51967-20 (96906)	EA	15	*	*	*	*	*	*	*	*	*	*	30	7	
PAOZZ	5305-269-3215	SCREW, CAP, HEX HD: 3/8-16UNC-2A X 13/4 MS90725-65 (96906)	EA	4	*	*	*	*	*	*	*	*	*	*	30	8	
XBOZZ		SHAFT: 1.049 ID, 1.315 OD, 32-1/15 LG (CON- NECTING RIGHT & LEFT LEG OPERATING SCREW DRIVE SHAFTS) 8380974 (19207)	EA	1											30	9	
PAOFZ	2590-693-0994	LEG ASSY: LEFT, W/GEAR, SHAFT & SHOE 8700957 (19207)	EA	1	*	*	*	*	*	*	*	*	*	*	30	10	
PAOZZ	5306-333-0473	BOLT, U: LEG MTG BRACKET (WELDED) 8730460 (19207)	EA	2	*	*	*	*	*	*	*	*	*	*	30	11	
PAOZZ	5310-167-0680	WASHER, LOCK: SPLIT: 9/16 ID MS35338-49 (96906)	EA	4	*	*	*	*	*	*	*	*	*	*	30	12	

(1)	(2)	(3)	(4)	(5)	(6)				(7)			(8)			(9)	(10)	
SMR	FEDERAL	DESCRIPTION	UNIT OF MEAS	QTY INC IN UNIT	15-DAY ORGANIZATION MAINTENANCE ALLOWANCE				30-DAY DS MAINTENANCE ALLOWANCE			30-DAY GS MAINTENANCE ALLOWANCE			1-YR. ALW PER 100 EQUIP CNTGCV PLANNING	(A)	(B)
CODE	STOCK NUMBER				REFERENCE NUMBER & MFR CODE	USABLE ON CODE	(A) 1-5	(B) 6-20	(C) 21-50	(D) 51-100	(A) 1-20	(B) 21-50	(C) 51-100	(A) 1-20	(B) 21-50	(C) 51-100	FIG NO
PAOZZ	5310-763-8911	NUT, PLAIN, HEX: 9/16-18UNF-2B MS1968-17 (96906)	EA	4	*	*	*	*	*	*	*	*	*	*	30	13	
PAOZZ	5310-732-0560	NUT, PLAIN, HEX: 1/2-20UNF-2B MS1968-14 (96906)	EA	4	*	*	*	*	*	*	*	*	*	*	30	14	
XBOZZ		COUPLING: CRANK SHAFT 8380972 (19207)	EA	1											30	15	
XBOZZ		EXTENSION: CRANK SHAFT 8380971 (19207)	EA	1											30	16	
PAOZZ	2530-030-6940	HOLDER: HAND CRANK J-1228 (80837)	EA	1	*	*	*	*	*	*	*	*	*	*	30	17	
PAOOZ	2530-040-2856	RATCHET ASSY: HAND CRANK 8376602 (19207)	EA	1	*	*	*	*	*	*	*	*	*	*	30	18	
PAOZZ	4730-050-4208	FITTING, LUBRICATION: STRAIGHT, 1/8 NPT, MALE (CRANKSHAFT EXTENSION BRACKET (1), UPPER LEG (4) MS15003-1 (96906)	EA	5	*	*	*	*	*	*	*	*	*	*	30	19	
PAOZZ	5305-044-4153	SCREW, CAP, HEX HD: 1/2-13UNC-2A X 1 MS90725-109 (96906)	EA	3	*	*	*	*	*	*	*	*	*	*	30	20	
PAOZZ	5310-584-5272	WASHER, LOCK: SPLIT: 1/2 ID MS35338-48 (96906)	EA	3	*	*	*	*	*	*	*	*	*	*	30	21	
PAFZZ	5315-616-5530	1507-LANDING GEAR BOX, RIGHT KEY, WOODRUFF: 1/4 X 7/8 (A) OPERATING SCREW DRIVE SHAFT BEVEL GEAR MS35756-15 (96906)	EA	2					*	*	*	*	*	*	31	1	
PAFZZ	2530-693-0974	SHAFT, DRIVE: OPERATING SCREW 8376592 (19207)	EA	1					*	*	*	*	*	*	31	2	
PAFZZ	5315-014-2521	PIN: GROOVED HEADLESS, 1/4 X 11/4 (OPERATING SCREW DRIVE SHAFT BEVEL GEAR) 142521 (21450)	EA	2					*	*	*	*	*	*	31	3	
PAFZZ	5315-014-2543	PIN: GROOVED HEADLESS, 1/8 X 11/4 (SHAFT BEVEL GEAR) MS35671-64 (96906)	EA	2					*	*	*	*	*	*	31	4	
PAFZZ	3120-544-1535	BEARING: (CRANK SHAFT EXTENSION BRACKET (1), CRANK SHAFT (2)) 7520707 (19207)	EA	3					*	*	*	*	*	*	31	5	
PAFZZ	3120-701-4995	BEARING SLEEVE: 1.004 ID. 1.2515 OD. 0.937 LG (OPERATING SCREW DRIVE SHAFT) 70149957 (19207)	EA	2					*	*	*	*	*	*	31	6	
PAFZZ	2530-445-5360	SHAFT, DRIVE: OPERATING SCREW 8376591 (19207)	EA	1					*	*	*	*	*	*	31	7	
PAFZZ	3110-100-6164	BALL: 13/32 IN. (CRANK SHAFT) MS19059-54 (96906)	EA	1					*	*	*	*	*	*	31	8	
PAFZZ	3020-701-4980	GEAR, SPUR: OPERATING SCREW DRIVE SHAFT 8376610 (19207)	EA	1					*	*	*	*	*	*	31	9	

(1)	(2)	(3)	(4)	(5)	(6)				(7)			(8)			(9)	(10)	
SMR	FEDERAL	DESCRIPTION	UNIT OF MEAS	QTY INC IN UNIT	15-DAY ORGANIZATION MAINTENANCE ALLOWANCE				30-DAY DS MAINTENANCE ALLOWANCE			30-DAY GS MAINTENANCE ALLOWANCE			1-YR. ALW PER 100 EQUIP CNTGCGY PLANNING	(A)	(B)
CODE	STOCK NUMBER				REFERENCE NUMBER & MFR CODE	USABLE ON CODE	(A) 1-5	(B) 6-20	(C) 21-50	(D) 51-100	(A) 1-20	(B) 21-50	(C) 51-100	(A) 1-20	(B) 21-50	(C) 51-100	FIG NO
PAFZZ	3020-562-0488	GEAR, SPUR: CRANK SHAFT 8376611 (19207)	EA	1					*	*	*	*	*	*	31	10	
PAFZZ	2530-513-9933	GASKET: GEAR BOX COVER 7974885 (19207)	EA	1					*	*	*	*	*	*	31	11	
XBFZZ		COVER: GEAR BOX 8376588 (19207)	EA	1											31	12	
PAFZZ	5310-582-5965	WASHER, LOCK, SPLIT: 1/4 ID MS35338-44 (96906)	EA	6					*	*	*	*	*	*	31	13	
PAFZZ	5305-988-1725	SCREW, MACH. PAN HD: 1/4-20 UNC-2A X 3/4 MS35206-281 (96906)	EA	6					*	*	*	*	*	*	31	14	
PAFZZ	5310-045-1091	NUT, SELF-LOCKING: OPERATING SCREW BEVEL GEAR 451091 (21450)	EA	1					*	*	*	*	*	*	31	15	
PAFZZ	3020-319-6011	GEAR, BEVEL: 1.000 ID, 3.7582 OD. 18 TEETH (OPERATING SCREW) 8379855 (19207)	EA	1					*	*	*	*	*	*	31	16	
PAFZZ	3020-277-2686	GEAR, BEVEL: 1.001 ID. 2.637 OD, 7/8 W. 12 TEETH (OPERATING SCREW DRIVE SHAFT) 8376574 (19207)	EA	1					*	*	*	*	*	*	31	17	
PAFZZ	5310-220-6848	WASHER FLAT: 1-1 64 ID. 1-1 2 OD, 1 16 THK (OPERATING SCREW DRIVE SHAFT BEVEL GEARS) 8376583 (19207)	EA	2						*	*	*	*	*	31	18	
PAFZZ	3110-100-6004	BEARING, ROLLER, TAPERED: MIL-STD- CODE 751-14000-6100. 1.2500 BORE, 2.7170 OD (OPERATING SCREW BEVEL GEAR) 703127 (21450)	EA	1					*	*	*	*	*	*	31	19	
PAFZZ	2530-679-5658	SPRING: HELICAL, COMPRESSION, 0.41 DIA STOCK, 0.232 ID. 0.312 OD. 1 IN. FREE LGHT 8376590 (19207)	EA	1					*	*	*	*	*	*	31	20	
PAOFZ	2590-693-0994	1507-LANDING GEAR, RIGHT LEG ASSY: RIGHT HAND, W SCREW & SHOE 8700958 (19207)	EA	1	*	*	*	*	*	*	*	*	*	*	32	-	
PAFZZ	5315-316-1063	PIN: SHOULDER, HEADLESS (ELEVATING NUT) 8376596 (19207)	EA	1					*	*	*	*	*	*	32	1	
PAFZZ	2530-586-1767	NUT, ELEVATING: (OPERATING SCREW) 8376595 (19207)	EA	1					*	*	*	*	*	*	32	2	
PAFZZ	2530-040-2855	LEG: LOWER, W PLUG (WELDED) 8376597 (19207)	EA	1					*	*	*	*	*	*	32	3	
PAOZZ	5315-736-5938	PIN: 9 16 ID. 1-1 4 OD. 3-5 8 LG (SHOE) 3765938 (19207)	EA	1	*	*	*	*	*	*	*	*	*	*	32	4	
PAOZZ	5310-044-6230	WASHER, FLAT: 9/16 ID. 1-1 4 OD 446230 (21450)	EA	2	*	*	*	*	*	*	*	*	*	*	32	5	

(1) SMR CODE	(2) FEDERAL STOCK NUMBER	(3) DESCRIPTION REFERENCE NUMBER & MFR CODE	(4) UNIT OF MEAS	(5) QTY INC IN UNIT	(6) 15-DAY ORGANIZATION MAINTENANCE ALLOWANCE				(7) 30-DAY DS MAINTENANCE ALLOWANCE			(8) 30-DAY GS MAINTENANCE ALLOWANCE			(9) 1-YR. ALW PER 100 EQUIP CNTGCGY PLANNING	(10) ILLUSTRATION	
					(A) 1-5	(B) 6-20	(C) 21-50	(D) 51-100	(A) 1-20	(B) 21-50	(C) 51-100	(A) 1-20	(B) 21-50	(C) 51-100		(A) FIG NO	(B) ITEM NO
PAOZZ	5305-071-1778	SCREW, CAP, HEX HD: 1/2-13UNC-2A X 4-1/2 MS90725-125 (96906)	EA	1	*	*	*	*	*	*	*	*	*	*	32	6	
PAOZZ	2590-030-6943	SHOE: LANDING LEG 8376586 (19207)	EA	1	*	*	*	*	*	*	*	*	*	*	32	7	
PAFZZ	5305-335-4761	SCREW, OPERATING 8376578 (19207)	EA	1					*	*	*	*	*	*	32	8	
PAFZZ	5315-187-9396	PIN, COTTER: UPPER LEG GIB PLUG, 5/32 DIA X 2-1/2 MS24665-464 (96906)	EA	1					*	*	*	*	*	*	32	9	
PAFZZ	2590-510-8829	GIB: UPPER LEG 8376585 (19207)	EA	1					*	*	*	*	*	*	32	10	
PAFZZ	5365-678-6872	PLUG, MACH: PIPE, SLOTTED, HEADLESS, 1 IN. (UPPER LEG) 8379625 (19207)	EA	1					*	*	*	*	*	*	32	11	
PAOZZ	4730-050-4208	FITTING, LUBRICATION: STRAIGHT, 1/8 NPT. MALE (UPPER LEG) (SEE FIG. 29) MS15003-1 (96906)	EA	2	*	*	*	*	*	*	*	*	*	*	32	12	
XAFZZ		LEG: UPPER 8701081 (19207)	EA	1											32	13	
PAFZZ	3110-117-0759	BEARING, ROLLER, TAPERED: MIL-STD-CODE 994-73007-000 (STEERING KNUCKLE TYPE 2, THRUST 1.2600 BORE, 2.6250 OD)(OPERATING GEAR) 703032 (21450)	EA	1					*	*	*	*	*	*	32	14	
PAOZZ	5310-488-3889	NUT, FLAIN, HEX: 1/2-13NC-2 MS51943-39 (96906)	EA	1	*	*	*	*	*	*	*	*	*	*	32	15	
PAOFZ	2590-693-0994	1507-LANDING. LEFT LEG ASSY: LEFT HAND, W GEAR, SHAFT & SHOE 8700957 (19207)	EA	1	*	*	*	*	*	*	*	*	*	*	33	-	
PAFZZ	5315-316-1063	PIN: SHOULDER, HEADLESS (ELEVATING NUT) 8376596 (19207)	EA	1					*	*	*	*	*	*	33	1	
PAFZZ	2530-586-1767	NUT, ELEVATING: (OPERATING SCREW) 8376595 (19207)	EA	1					*	*	*	*	*	*	33	2	
PAFZZ	2530-040-2855	LEG: W/PLUG (WELDED) 8376597 (19207)	EA	1					*	*	*	*	*	*	33	3	
PAOZZ	5315-736-5938	PIN: 9/16 ID. 1-1 4 OD. 3-5 8 LG (SHOE) 7365938 (19207)	EA	1	*	*	*	*	*	*	*	*	*	*	33	4	
PAOZZ	5310-044-6230	WASHER, FLAT: 9/16 ID, 1-1 4 OD 446230 (21450)	EA	2	*	*	*	*	*	*	*	*	*	*	33	5	
PAOZZ	5305-071-1778	SCREW, CAP, HEX HD: 1/2-13UNC-2A X 4-1/2 MS90725-125 (96906)	EA	1	*	*	*	*	*	*	*	*	*	*	33	6	

A

(1) SMR CODE	(2) FEDERAL STOCK NUMBER	(3) DESCRIPTION REFERENCE NUMBER & MFR CODE	(4) UNIT OF MEAS	(5) QTY INC IN UNIT	(6) 15-DAY ORGANIZATION MAINTENANCE ALLOWANCE				(7) 30-DAY DS MAINTENANCE ALLOWANCE			(8) 30-DAY GS MAINTENANCE ALLOWANCE			(9) 1-YR. ALW PER 100 EQUIP CNTGCV PLANNING	(10) ILLUSTRATION	
					(A) 1-5	(B) 6-20	(C) 21-50	(D) 51-100	(A) 1-20	(B) 21-50	(C) 51-100	(A) 1-20	(B) 21-50	(C) 51-100		(A) FIG NO	(B) ITEM NO
PAOZZ	2590-030-6943	SHOE: LANDING LEG 8376586 (19207)	EA	1	*	*	*	*	*	*	*	*	*	*	33	7	
PAFZZ	5365-678-6872	PLUG, MACH: PIPE, SLOTTED, HEADLESS, 1 IN. (UPPER LEG) 8379625 (19207)	EA	1					*	*	*	*	*	*	33	8	
PAFZZ	2590-510-8829	GIB: UPPER LEG 8376585 (19207)	EA	1					*	*	*	*	*	*	33	9	
XAFZZ		LEG: UPPER 8701079 (19207)	EA	1											33	10	
PAOZZ	4730-050-4208	FITTING, LUBRICATION: STRAGHT, 1/8 8NPT, MALE (UPPER LEG)(SEE FIG. 29) MS15003-1 (96906)	EA	2	*	*	*	*	*	*	*	*	*	*	33	11	
PAFZZ	5315-014-2521	PIN: GROOVED, HEADLESS, 1/4 X 1-1/4 (OPERATING SCREW DRIVE SHAFT BUSHING) 142521 (21450)	EA	1					*	*	*	*	*	*	33	12	
PAFZZ	2530-030-6942	SHAFT, DRIVE: OPERATING SCREW 8376584 (19207)	EA	1					*	*	*	*	*	*	33	13	
PAFZZ	5315-616-5530	KEY, WOODRUFF: 1/4 X 7/8 (A) OPERATING SCREW DRIVE SHAFT BEVEL GEAR) MS35756-15 (96906)	EA	1					*	*	*	*	*	*	33	14	
PAFZZ	3120-701-4995	BEARING, SLEEVE: 1.004 ID. 1.2515 ID, 0.937 LG (OPERATING SCREW DRIVE SHAFT) 7014995 (19207)	EA	2					*	*	*	*	*	*	33	15	
PAFZZ	5310-220-6848	WASHER, FLAT: 1-1/64 ID. 1-1/2 OD, 1/16 THK (OPERATING SCREW DRIVE SHAFT BUSHINGS) 8376583 (19207)	EA	2					*	*	*	*	*	*	33	16	
PAFZZ	3020-277-2686	GEAR, BEVEL: 1.001 ID, 2.6379 OD, 7/8 W, 12 TEETH (OPERATING SCREW DRIVE SHAFT) 8376574 (19207)	EA	1					*	*	*	*	*	*	33	17	
PAFZZ	3020-319-6011	GEAR, BEVEL: 1.000 ID, 3.7582 OD, 18 TEETH (OPERATING SCREW) 8379855 (19207)	EA	1					*	*	*	*	*	*	33	18	
PAFZZ	5310-045-1091	NUT, SELF-LOCKING: OPERATING SCREW BEVEL GEAR 451091 (21450)	EA	1					*	*	*	*	*	*	33	19	
PAFZZ	2530-701-4983	GASKET: GEAR BOX COVER 7014983 (19207)	EA	1					*	*	*	*	*	*	33	20	
PAFZZ	5310-582-5965	WASHER, LOCK, SPLIT: 1/4 ID MS35338-44 (96906)	EA	2					*	*	*	*	*	*	33	21	
PAFZZ	5305-988-1725	SCREW, MACH, PAN HD: 1/4-20UNC-2A X 3/4 MS35206-281 (96906)	EA	2					*	*	*	*	*	*	33	22	

(1) SMR CODE	(2) FEDERAL STOCK NUMBER	(3) DESCRIPTION REFERENCE NUMBER & MFR CODE	(4) UNIT OF MEAS	(5) QTY INC IN UNIT	(6) 15-DAY ORGANIZATION MAINTENANCE ALLOWANCE				(7) 30-DAY DS MAINTENANCE ALLOWANCE			(8) 30-DAY GS MAINTENANCE ALLOWANCE			(9) 1-YR. ALW PER 100 EQUIP CNTGCGY PLANNING	(10) ILLUSTRATION	
					(A) 1-5	(B) 6-20	(C) 21-50	(D) 51-100	(A) 1-20	(B) 21-50	(C) 51-100	(A) 1-20	(B) 21-50	(C) 51-100	(A) FIG NO	(B) ITEM NO	
PAFZZ	5315-515-0495	KEY, MACH: 0.250 X 0.812 (OPERATING SCREW BEVEL GEAR) 8376593 (19207)	EA	2					*	*	*	*	*	*		33	23
PAOZZ	4730-050-4208	FITTING, LUBRICATION: STRAIGHT, 1/8NPT, MALE MS15003-1 (96906)	EA	1	*	*	*	*	*	*	*	*	*	*		33	24
PAFZZ	2590-701-4686	COVER: GEAR BOX 7014686 (19207)	EA	1					*	*	*	*	*	*		33	25
PAFZZ	3110-100-6004	BEARING, ROLLER, TAPERED: MIL-STD-CODE 751-1400-6100, 1.2500 BORE, 2.7170 OD (OPERATING SCREW BEVEL GEAR) 703127 (21450)	EA	1					*	*	*	*	*	*		33	26
PAFZZ	3110-117-0759	BEARING, ROLLER, TAPERED: MIL-STD-CODE 994-73007-0000 (STEERING KNUCKLE TYPE, 2 THRUST, 1.2600 BORE, 2.6250 OF (OPERATING GEAR) 703032 (21450)	EA	1					*	*	*	*	*	*		33	27
PAFZZ	5305-335-4761	SCREW, OPERATING 8376578 (19207)	EA	1					*	*	*	*	*	*		33	28
PAFZZ	5310-488-3889	NUT, PLAIN HEX: 1/2-13NC-2 MS51943-39 (96906)	EA	1					*	*	*	*	*	*		33	29
PAFZZ	5315-187-9396	PIN, COTTER: UPPER LEG GIB PLUG MS24665-464 (96906)	EA	1					*	*	*	*	*	*		33	30
PAOOZ	2530-040-2856	1507-HAND CRANK RATCHET RATCHET ASSY, HAND CRANK 8376602 (19207)	EA	1	*	*	*	*	*	*	*	*	*	*		34	-
PAOZZ	5305-225-3840	SCREW, CAP, HEX HD: 1/4-20UNC-2A X 7/8 MS90725-7 (96906)	EA	3	*	*	*	*	*	*	*	*	*	*		34	1
PAOZZ	2530-710-1754	LEVER: PAWL PIN 7046955 (19207)	EA	1	*	*	*	*	*	*	*	*	*	*		34	2
XAOZZ		PLATE, COVER 8376606 (19207)	EA	1												34	3
XAOZZ		PIN: PAWL MS90747-302 (96906)	EA	1												34	4
PAOZZ	2530-040-2858	PAWL 8376605 (19207)	EA	1	*	*	*	*	*	*	*	*	*	*		34	5
PAOZZ	2530-693-0990	RATCHET 8376604 (19207)	EA	1	*	*	*	*	*	*	*	*	*	*		34	6
PAOZZ	5340-050-1586	PLUG: EXPANSION, 5/16 IN. DIA (PAWL BALL SPRING) 501586 (21450)	EA	1	*	*	*	*	*	*	*	*	*	*		34	7
PAOZZ	2530-200-5414	SPRING: HELICAL, COMPRESSION, 0.040 DIA STOCK, 1.232 ID, 0.312 OD, 1 IN. FREE LGTH (PAWL BALL) 8379626 (19207)	EA	1	*	*	*	*	*	*	*	*	*	*		34	8

A

(1) SMR CODE	(2) FEDERAL STOCK NUMBER	(3) DESCRIPTION REFERENCE NUMBER & MFR CODE	(4) UNIT OF MEAS	(5) QTY INC IN UNIT	(6) 15-DAY ORGANIZATION MAINTENANCE ALLOWANCE				(7) 30-DAY DS MAINTENANCE ALLOWANCE			(8) 30-DAY GS MAINTENANCE ALLOWANCE			(9) 1-YR. ALW PER 100 EQUIP CNTGCGY PLANNING	(10) ILLUSTRATION	
					(A) 1-5	(B) 6-20	(C) 21-50	(D) 51-100	(A) 1-20	(B) 21-50	(C) 51-100	(A) 1-20	(B) 21-50	(C) 51-100		(A) FIG NO	(B) ITEM NO
PAOZZ	3110-151-9625	BALL BRG: 5/16 ID. (PAWL) 169110 (21450)	EA	1	*	*	*	*	*	*	*	*	*	*	34	9	
PAOZZ	2530-040-2857	CASE, RATCHET 8376603 (19207)	EA	1	*	*	*	*	*	*	*	*	*	*	34	10	
PAOZZ	5320-021-7282	RIVET, SOLID: 1/2 X 6 (CRANK HANDLE) 271282 (21450)	EA	1	*	*	*	*	*	*	*	*	*	*	34	11	
XAOZZ		HANDLE 7014987 (19207)	EA	1											34	12	
GROUP 16-SPRINGS																	
PAOZZ	5306-797-9365	1601-SPRING SEAT AND BEARINGS BOLT, U: MAIN SPRING, 1-14NF-3, 2-3/32 INSIDE RADIUS, 12-3/8 LG 7979365 (19207)	EA	4	*	*	*	*	*	*	*	*	*	*	35	1	
PAOZZ	2510-117-9286	SADDLE, SPRING 7979316 (19207)	EA	2	*	*	*	*	*	*	*	*	*	*	35	2	
PAOZZ	5310-060-9435	WASHER, LOCK, SPLIT: 1-1/4 ID MS35338-55 (96906)	EA	4	*	*	*	*	*	*	*	*	*	*	35	3	
PAOZZ	5306-740-9608	BOLT, MACH 7409608 (19207)	EA	4	*	*	*	*	*	*	*	*	*	*	35	4	
PAOZZ	3110-198-1468	CONE, TAPERED ROLLER BRG: MIL-STD- CODE 711-00593-3011 (INCLUDES ROLLERS & CAGE), 3.5000 BORRE, 1.433 W (SPRING SEAT INNER) 712286 (21450)	EA	2	*	*	*	*	*	*	*	*	*	*	35	5	
PAOZZ	2520-740-9550	SEAL, OIL: 4-3/4 ID, 6.627 OD, 1-9/64 THK, FLANGED 7409550 (19207)	EA	2	*	*	*	*	*	*	*	*	*	*	35	6	
PAOZZ	2530-740-9553	RING, WIPER: OIL SEAL, 4.639 ID, 4-15 OD 7409553 (19207)	EA	2	*	*	*	*	*	*	*	*	*	*	35	7	
PAOZZ	2510-740-9606	RETAINER: 4.665 ID, 6.580 OD, 0.0299 THK (FELT SEAL) 7409606 (19207)	EA	2	*	*	*	*	*	*	*	*	*	*	35	8	
PAOZZ	5330-740-9312	SEAL, FELT: 6-1/16 ID, 6-5/8 OD, 3/16 THK 7409312 (19207)	EA	4	*	*	*	*	*	*	*	*	*	*	35	9	
XBOZZ		PLUG: TAPERED, SOFT WOOD, 2-1/2 DIA, 2-9/32 DIA, 2 IN. LG (CROSS TUBE) 7979268 (19207)	EA	2											35	10	
PAOZZ	5310-740-9615	WASHER, FLAT: 4-3/4ID, 6-1/2 OD, 0.0598 THK (FELT SEAL RET) 7409615 (19207)	EA	2	*	*	*	*	*	*	*	*	*	*	35	11	
PAOZZ	5310-926-5885	WASHER, LOCK: 1 IN. ID MS35340-53 (96906)	EA	8	*	*	*	*	*	*	*	*	*	*	35	12	

(1) SMR CODE	(2) FEDERAL STOCK NUMBER	(3) DESCRIPTION REFERENCE NUMBER & MFR CODE	(4) UNIT OF MEAS	(5) QTY INC IN UNIT	(6) 15-DAY ORGANIZATION MAINTENANCE ALLOWANCE				(7) 30-DAY DS MAINTENANCE ALLOWANCE			(8) 30-DAY GS MAINTENANCE ALLOWANCE			(9) 1-YR. ALW PER 100 EQUIP CNTGCGY PLANNING	(10) ILLUSTRATION	
					(A) 1-5	(B) 6-20	(C) 21-50	(D) 51-100	(A) 1-20	(B) 21-50	(C) 51-100	(A) 1-20	(B) 21-50	(C) 51-100	(A) FIG NO	(B) ITEM NO	
PAOZZ	5310-798-1265	NUT, PLAIN HEX: U BOLT 7979366 (19207)	EA	8	*	*	*	*	*	*	*	*	*	*	35	13	
PAOZZ	3110-100-0649	CONE, TAPERED ROLLER BRG: MIL-STD- CODE 741-00593-3000 (INCLUDES ROLLERS & CAGE1. 3.3750 BORE, 1.4300 W (SPRING OUTER) 705155 (12742)	EA	2	*	*	*	*	*	*	*	*	*	*	35	14	
PAOZZ	5310-353-2297	NUT, PLAIN: (SPRING SEAT OUTER CONE), INNER 7409603 (19207)	EA	2	*	*	*	*	*	*	*	*	*	*	35	15	
PAOZZ	5310-700-7089	WASHER, KEY: 3.390 ID, 5-1/16 OD (SPRING SEAT OUTER CONE NUT) 5139123 (19207)	EA	2	*	*	*	*	*	*	*	*	*	*	35	16	
PAOZZ	5310-353-2427	NUT, PLAIN: (SPRING SEAT OUTER CONE) OUTER 7979263 (19207)	EA	2	*	*	*	*	*	*	*	*	*	*	35	17	
PAOZZ	5330-740-9600	GASKET: FIBER (SPRING SEAT OUTER BRG CUP) 7409600 (19207)	EA	2	*	*	*	*	*	*	*	*	*	*	35	18	
PAOZZ	2510-740-9391	COVER, PLATE: (SPRING OUTER BRG) 7409391 (19207)	EA	2	*	*	*	*	*	*	*	*	*	*	35	19	
PAOZZ	5305-225-8494	SCREW, CAP, HEX, HD: 5/16-18UNC-2A X 1/2 MS90725-29 (96906)	EA	12	*	*	*	*	*	*	*	*	*	*	35	20	
PAOZZ	5310-407-9566	WASHER, LOCK: 5/16 ID MS35338-45 (96906)	EA	12	*	*	*	*	*	*	*	*	*	*	35	21	
PAOZZ	2510-999-7207	SEAT ASSY, SPRING: W/CUPS 7418773 (19207)	EA	2	*	*	*	*	*	*	*	*	*	*	35	22	
PAOZZ	3110-142-4390	CUP, TAPERED ROLLER BRG: MIL-STD- CODE, 711-00592-1011, 6.0000 OD. 1.1875 W (SPRING SEAT) 706691 (21456)	EA	4	*	*	*	*	*	*	*	*	*	*	35	23	
XAOZZ		SEAT, SPRING: W/CUPS 7979305 (19207)	EA	2											35	24	
PAOOZ	2510-797-9217	1601-SPRING ASSEMBLY SPRING ASSY: 12 LEAF 7979217 (19207)	EA	2	*	*	*	*	*	*	*	*	*	*	36	1	
XAOZZ		LEAF, SPRING: 58 IN. 7979409 (19207)	EA	2											36	2	
XAOZZ		LEAF, SPRING: 58 IN. 7979410 (19207)	EA	2											36	3	
XAOZZ		LEAF, SPRING: 46 1/2 IN. 7979411 (19207)	EA	2											36	4	
XAOZZ		LEAF, SPRING: 44 1/2 IN. 7979412 (19207)	EA	2											36	5	
XAOZZ		LEAF SPRING: 41 1/2 IN. 7979413 (19207)	EA	2											36	6	

(1) SMR CODE	(2) FEDERAL STOCK NUMBER	(3) DESCRIPTION REFERENCE NUMBER & MFR CODE	(4) UNIT OF MEAS	(5) QTY INC IN UNIT	(6) 15-DAY ORGANIZATION MAINTENANCE ALLOWANCE				(7) 30-DAY DS MAINTENANCE ALLOWANCE			(8) 30-DAY GS MAINTENANCE ALLOWANCE			(9) 1-YR. ALW PER 100 EQUIP CNTGCGY PLANNING	(10) ILLUSTRATION	
					(A) 1-5	(B) 6-20	(C) 21-50	(D) 51-100	(A) 1-20	(B) 21-50	(C) 51-100	(A) 1-20	(B) 21-50	(C) 51-100	(A) FIG NO	(B) ITEM NO	
XAOZZ		CLIP, SPRING: SMALL 7979422(19207)	EA	4											36	7	
XAOZZ		RIVET, SOLID: 3/8X 15 16 110952 (21450)	EA	16											36	8	
XAOZZ		LEAF, SPRING: 37 1/2 IN 7979414 (19207)	EA	2											36	9	
XAOZZ		LEAF, SPRING: 33 1/2 IN. 7979415 (19207)	EA	2											36	10	
XAOZZ		LEAF, SPRING: 30 IN. 7979416 (19207)	EA	2											36	11	
PAOZZ	5310-891-1711	NUT, PLAIN, HEX: 7 16-14UNC-2B (LARGE CLIP) MS35691-25(96906)	EA	4	*	*	*	*	*	*	*	*	*	*	36	12	
PAOZZ	5305-042-9477	BOLT, HEX HD: 7 16-14UNC-2A (LARGE CLIP) MS90725-9) (96996)	EA	4	*	*	*	*	*	*	*	*	*	*	36	13	
XAOZZ		CLIP, SPRING: LARGE 7979421 (19207)	EA	4											36	14	
XAOZZ		LEAF, SPRING: 26 1/2 IN. 7979417 (19207)	EA	2											36	15	
XAOZZ		LEAF, SPRING: 22 1/2 IN. 7979418 (19207)	EA	2											36	16	
XAOZZ		LEAF, SPRING: 18 1/4 IN. 7979419 (19207)	EA	2											36	17	
PAOZZ	5306-206-7279	BOLT, MACH: SPRING CENTER BOLT 7979425 (19207)	EA	2	*	*	*	*	*	*	*	*	*	*	36	18	
XAOZZ		LEAF, SPRING: 15 1/4 IN. 7979420 (19207)	EA	2											36	19	
PAOZZ	5310-010-3028	NUT, PLAIN, HEX: 1/2-20UNF-2B 103028 (21450)	EA	2	*	*	*	*	*	*	*	*	*	*	36	20	
XAOZZ		SPACER: SPRING LARGE CLIP 7979423 (19207)	EA	4											36	21	
PAOFZ	2530-797-9189	1605-TORQUE RODS AND BRACKETS TORQUE ROD ASSY: W ENDS 7979189 (19207) COMPOSED OF: 2 END. 7979185 (19207) 2 NUT. 175079 (21450) 1 ROD. 7979188 (19207)	EA	6	*	*	*	*	*	*	*	*	*	*	37	1	
XAFZZ		ROD ASSY: W BALL ENDS (WELDED) 7979188 (19207)	EA	6											37	2	
PAFZZ	2530-740-9620	BALL ASSY: W STUD & BRG. SWAGED 7409620 (19207)	EA	12				*	*	*	*	*	*	*	37	3	

(1) SMR CODE	(2) FEDERAL STOCK NUMBER	(3) DESCRIPTION REFERENCE NUMBER & MFR CODE	(4) UNIT OF MEAS	(5) QTY INC IN UNIT	(6) 15-DAY ORGANIZATION MAINTENANCE ALLOWANCE				(7) 30-DAY DS MAINTENANCE ALLOWANCE			(8) 30-DAY GS MAINTENANCE ALLOWANCE			(9) 1-YR. ALW PER 100 EQUIP CNTGNCY PLANNING	(10) ILLUSTRATION	
					(A) 1-5	(B) 6-20	(C) 21-50	(D) 51-100	(A) 1-20	(B) 21-50	(C) 51-100	(A) 1-20	(B) 21-50	(C) 51-100	(A) FIG NO	(B) ITEM NO	
PAOZZ	5306-797-9338	BOLT, MACH, HEX HD: 7/8-14NF-3 X 101/4 7979338 (19207)	EA	24	*	*	*	*	*	*	*	*	*	*	37	4	
PAOZZ	2510-734-6998	BRACKET ASSY: SPRING GUIDE 7979363 (19207)	EA	4	*	*	*	*	*	*	*	*	*	*	37	5	
XAOZZ		BRACKET: SPRING GUIDE 7979364 (19207)	EA	4											37	6	
PAOZZ	2510-734-6999	PLATE: SPRING GUIDE 7346999 (19207)	EA	4	*	*	*	*	*	*	*	*	*	*	37	7	
XAOZZ		RIVET: 3/8 X 1 3/8, COUNTERSUNK HD MS357744-70 (96906)	EA	8											37	8	
PAOZZ	2510-734-6952	PLATE, SPRING BRG 7979272 (19207)	EA	4	*	*	*	*	*	*	*	*	*	*	37	9	
PAOZZ	5310-754-2005	WASHER, LOCK, SPLIT: 7/8 ID MS35338-52 (96906)	EA	24	*	*	*	*	*	*	*	*	*	*	37	10	
PAOZZ	5310-734-6957	NUT, PLAIN, HEX: 7/8-14NF-3 7979327 (19207)	EA	24	*	*	*	*	*	*	*	*	*	*	37	11	
PAOZZ	2530-797-9224	BRACKET: TORQUE ROD 7346955 (19207)	EA	6	*	*	*	*	*	*	*	*	*	*	37	12	
PAOZZ	2530-797-9311	BRACKET: UPPER TORQUE ROD BRACKET MIG 7979311 (19207)	EA	2	*	*	*	*	*	*	*	*	*	*	37	13	
PAOZZ	5310-842-7634	NUT, SLOTTED, HEX: 1 1/2-12NF-3 MS35692-109 (96906)	EA	12	*	*	*	*	*	*	*	*	*	*	37	14	
PAOZZ	5315-187-9567	PIN, COTTER: 3/16 X 2 1/2 MS24665-500 (96906)	EA	12	*	*	*	*	*	*	*	*	*	*	37	15	
GROUP 18-BODY																	
XBOZZ		1808-STOWAGE BOX BOX ASSY, STOWAGE 8730451 (19207)	EA	1												38	
XBOZZ		BOX, STOWAGE: WELDED 87304737 (19207)	EA	1												38	1
PAOZZ	5310-732-0558	NUT, PLAIN, HEX: 3/8-16 UNC-2B (DOOR MTG) MS51967-8 (96906)	EA	16	*	*	*	*	*	*	*	*	*	*	38	2	
PAOZZ	5310-637-9541	WASHER, LOCK, SPLIT: 3/8 ID (DOOR MTG) MS35338-46 (96906)	EA	16	*	*	*	*	*	*	*	*	*	*	38	3	
PAOZZ	5305-269-3211	SCREW, CAP, HEX HD: 3/8-16 UNC-2A X 1/8 (DOOR MTG) MS90725-60 (96906)	EA	16	*	*	*	*	*	*	*	*	*	*	38	4	
PAOZZ	2510-177-7807	DOOR ASSY: W/SEALS 8730443 (19207)	EA	2	*	*	*	*	*	*	*	*	*	*	38	5	
XAOZZ		SEAL: SYN RU, 101/8 X 3/4 X 1/2 8730449 (19207)	EA	4											38	6	

(1) SMR CODE	(2) FEDERAL STOCK NUMBER	(3) DESCRIPTION REFERENCE NUMBER & MFR CODE	(4) UNIT OF MEAS	(5) QTY INC IN UNIT	(6) 15-DAY ORGANIZATION MAINTENANCE ALLOWANCE				(7) 30-DAY DS MAINTENANCE ALLOWANCE			(8) 30-DAY GS MAINTENANCE ALLOWANCE			(9) 1-YR. ALW PER 100 EQUIP CNTGCGY PLANNING	(10) ILLUSTRATION	
					(A) 1-5	(B) 6-20	(C) 21-50	(D) 51-100	(A) 1-20	(B) 21-50	(C) 51-100	(A) 1-20	(B) 21-50	(C) 51-100		(A) FIG NO	(B) ITEM NO
XAOZZ		SEAL: SYN RU. 445/8 X 3/4 X 1/8 8730450 (19207)	EA	4											38	7	
XAOZZ		DOOR: WELDED 8730427 (19207)	EA	2											38	8	
PAOZZ	5305-761-4227	SCREW CAP,HEX HD: 1/2-20UNF-2AX1 1/4 BOX TO FRAME SIDE) MS90726-111 (96906)	EA	6	*	*	*	*	*	*	*	*	*	*	38	NI	
PAOZZ	5305-725-4187	SCREW,CAP,HEX HD: 1/2-20UNF-2A X 13/4 (BOX TO FRAME, TOP) MS90726-114 (96906)	EA	9	*	*	*	*	*	*	*	*	*	*	38	NI	
PAOZZ	5310-584-5272	WASHER,LOCK,SPLIT: 1/2 ID (BOX MTG. TOP & SIDE) MS35338-48 (96906)	EA	15	*	*	*	*	*	*	*	*	*	*	38	NI	
PAOZZ	5310-584-5272	WASHER,(BOX TO FRAME, TOP) MS35338-48 (96906)	EA	9	*	*	*	*	*	*	*	*	*	*	38	NI	
PAOZZ	5310-809-5998	WASHER,FLAT: 17/32 ID. 1-1/16 OD. 0.095 THK (BOX TO FRAME,TOP (9) SIDE (61) MS27183-18 (96906)	EA	15	*	*	*	*	*	*	*	*	*	*	38	NI	
PAOZZ	5310-732-0560	NUT:(BOX TO FRAME, TOP (9), SIDE (61) MS51968-14 (96906)	EA	15	*	*	*	*	*	*	*	*	*	*	38	NI	
XBOZZ		1808-STOWAGE BOX DOOR:WELDED 8701129 (19207)	EA	2											NI		
XBOZZ		DOOR:LOCKING (WELDED) 8701120 (19207)	EA	2											NI		
XBOZZ		DOOR ASSY: W/LOCK 8701119 (19207)	EA	2											NI		
XBOZZ		DOOR 8701128 (19207)	EA	2											NI		
PAOZZ	5310-761-6882	NUT,PLAIN SQ: 1/4-20UNC-2B (DOOR MTG (16). LOCK GUIDE MTG (8) MS51967-2 (96906)	EA	24	*	*	*	*	*	*	*	*	*	*	NI		
PAOZZ	5305-988-1721	SCREW,MACH: 1/4-20UNC-2AX3/8 (DOOR MTG (16). LOCK GUIDE MTG (81) MS35206-277 (96906)	EA	24	*	*	*	*	*	*	*	*	*	*	NI		
PAOZZ	5310-582-5965	WASHER,LOCK. SPLIT: 1/4 IN (DOOR MTG (16). LOCK GUIDE MTG (81) MS35338-44 (96906)	EA	24	*	*	*	*	*	*	*	*	*	*	NI		
XBOZZ		GUIDE: LOCK (WELDED) 8380985 (19207)	EA	4											NI		
XBOZZ		LOCK ASSY: DOOR 8380982 (19207)	EA	2											NI		

B,C

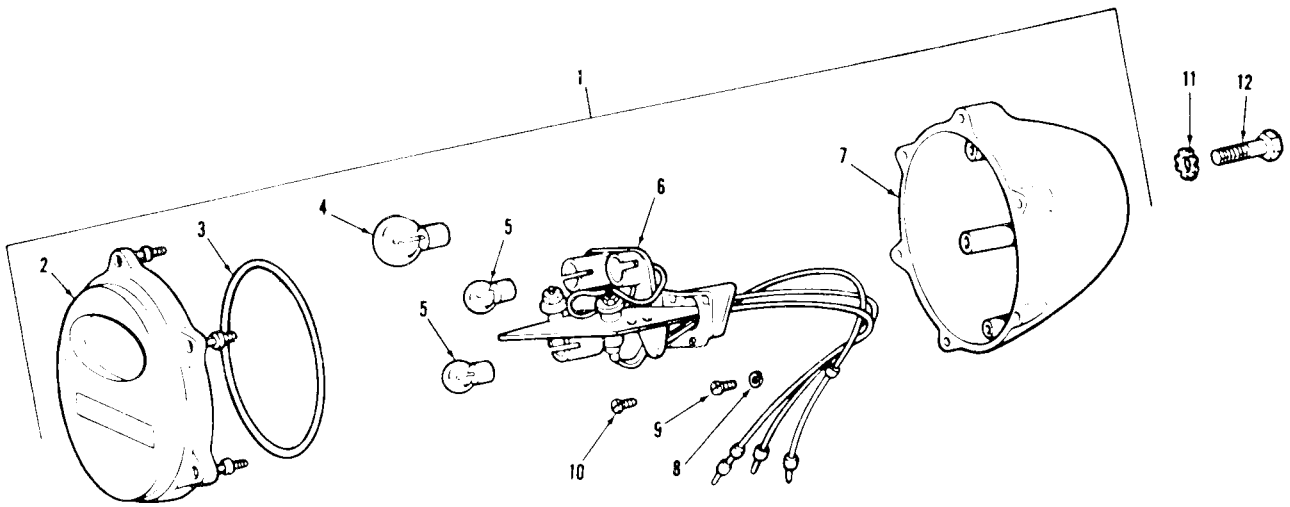
(1)	(2)	(3)	(4)	(5)	(6)				(7)			(8)			(9)	(10)		
SMR	FEDERAL		UNIT	QTY	15-DAY ORGANIZATION				30-DAY DS			30-DAY GS			1-YR. ALW	ILLUSTRATION		
CODE	STOCK	DESCRIPTION	OF	INC	MAINTENANCE				MAINTENANCE			MAINTENANCE			PER 100	(A)	(B)	
	NUMBER		MEAS	IN	ALLOWANCE				ALLOWANCE			ALLOWANCE			EQUIP	FIG	ITEM	
		REFERENCE NUMBER & MFR CODE	USABLE ON CODE	UNIT	(A)	(B)	(C)	(D)	(A)	(B)	(C)	(A)	(B)	(C)	PLANNING	NO	NO	
					1-5	6-20	21-50	51-100	1-20	21-50	51-100	1-20	21-50	51-100				
XBOZZ		NUT, PLAIN, SQ: NO. 12-24NC-2B 134517 121450		EA	8												NI	
XBOZZ		SCREW, MACH, RD HD: NO. 12-24NC-2A X 11/8 421603 (21450)		EA	8												NI	
XBOZZ		WASHER, LOCK, SPLIT: NO. 12 121744 (21450)		EA	8												NI	
XBOZZ		SEAL: DOOR 8701132 (19207)		EA	2												NI	
XBOZZ		SEAL: SYN RU. 9 1/8 X 1/2 X 1/8 (DOOR) 8701126 (19207)		EA	4												NI	
XBOZZ		SEAL: SYN RU. 9 1/8 X 1/2 X 1/8 (LOCKING DOOR) 8701125 (19207)		EA	2												NI	
PAOZZ	2510-133-9717	1810 CARGO BODY STAKE ASSY: W SHOE & LOOP 8701113 (19207)	B,D C,E	EA	12	*	*	*	*	*	*	*	*	*			39	1
PAOZZ	5305-988-1720	SCREW, MACH. PAN HD: 1/8-20UNC-2A X 5 16 MS35206-276 (96906)	B,D C,E	EA	24	*	*	*	*	*	*	*	*	*			39	2
XAOZZ		STAKE 8701114 (19207)	B,D C,E	EA	12												39	3
XAOZZ		SHOE: STAKE (UPPER) 870115 (19207)	B,D C,E	EA	12												39	4
XAOZZ		SCREW, DRIVE FLAT HD 8380986 (19207)	B,D C,E	EA	96												39	5
XAOZZ		SHOE: STAKE (LOWER) 8701116 (19207)	B,D C,E	EA	12												39	6
XAOZZ		LOOP: CHAIN 8380983 (19207)	B,D C,E	EA	24												39	7
PAOZZ	5310-582-5965	WASHER, LOCK, SPLIT: 1/8 ID MS35338-44 (96906)	B,D C,E	EA	24	*	*	*	*	*	*	*	*	*			39	8
PAOZZ	5310-982-1938	NUT, PLAIN, SQ: 1/4-20UNC-2B MS27040-10 (96906)	B,D C,E	EA	24	*	*	*	*	*	*	*	*	*			39	9
PAOZZ	2510-133-9718	LINE ASSY: DECK STAKE CONNECTING, FIBER ROPE 8701118 (19207)	B,D	EA	10	*	*	*	*	*	*	*	*	*			39	10
XBOZZ		LINE ASSY: DECK STAKE CONNECTING 8701220 (19207)	C	EA	12												39	10
XBOZZ		LINE ASSY: DECK STAKE CONNECTING 8730409 (19207)	E	EA	12												39	10
XBOZZ		SNAP: CONNECTING LINE 8380984 (19207)	B,D C	EA	20												39	11
XBOZZ		SNAP: CONNECTING LINE 8730407 (19207)	E	EA	24												39	11

(1)	(2)	(3)	(4)	(5)	(6)				(7)			(8)			(9)	(10)		
SMR	FEDERAL	DESCRIPTION	UNIT	QTY	15-DAY ORGANIZATION				30-DAY DS			30-DAY GS			1-YR. ALW	ILLUSTRATION		
CODE	STOCK		OF	INC	MAINTENANCE				MAINTENANCE			MAINTENANCE			PER 100	(A)	(B)	
	NUMBER	REFERENCE NUMBER & MFR CODE	MEAS	IN	ALLOWANCE				ALLOWANCE			ALLOWANCE			EQUIP	(A)	(B)	
			USABLE ON CODE	UNIT	(A)	(B)	(C)	(D)	(A)	(B)	(C)	(A)	(B)	(C)	PLANNING	FIG	ITEM	
					1-5	6-20	21-50	51-100	1-20	21-50	51-100	1-20	21-50	51-100	NO	NO	NO	
XBOZZ		ROPE:MANILA, 3 STRAND, 1 IN.DIA 21-R-00418000 (21450)	A	FT	V												39	12
		1810-DECK INSTALLATION	B,D															
XBFZZ		PLANK: FLOOR,WOOD, 21 1/8 LG 8701095 (19207)		EA	6													NI
XBFZZ		PLANK: FLOOR,WOOD 21 1/8 LG. W CUTOUT (LEFT) 8701091 (19207)		EA	1													NI
XBFZZ		PLANK: FLOOR,WOOD, 21 1/8 LG W CUTOUT (RIGHT) 8701087 (19207)		EA	1													NI
XBFZZ		PLANK: FLOOR, WOOD, 81-3 16 LG 8701092 (19207)		EA	4													NI
XBFZZ		PLANK: FLOOR,WOOD, 101-3 16 LG 8701096 (19207)		EA	2													NI
XBFZZ		PLANK: FLOOR, WOOD, 101-3 160 LG. W CUTOUTS (LEFT) 8701088 (19207)		EA	1													NI
XBFZZ		PLANK: FLOOR, WOOD, 101-3 16 LG. W CUTOUTS (RIGHT) 8701084 (19207)		EA	1													NI
XBFZZ		PLANK: FLOOR,WOOD 106-5 16 LG 8701097 (19207)		EA	2													NI
XBFZZ		PLANK: FLOOR, WOOD, 106-5 16 LG. W CUTOUTS (LEFT) 8701089 (19207)		EA	1													NI
XBFZZ		PLANK: FLOOR, WOOD, 106-5 16 LG W CUTOUTS (RIGHT) 8701085 (19207)		EA	1													NI
XBFZZ		PLANK: FLOOR, WOOD, 126.5 16 LG 8701093 (19207)		EA	2													NI
XBFZZ		PLANK: FLOOR, WOOD, 133 1/4 LG 8701098 (19207)		EA	2													NI
XBFZZ		PLANK: FLOOR, WOOD, 135-7 16 LG 8701101 (19207)		EA	2													NI
XBFZZ		PLANK:FLOOR, WOOD, 141-3 16 LG 8701102 (19207)		EA	1													NI
XBFZZ		PLANK: FLOOR, WOOD 117-13 16 LG 8701099 (19207)		EA	2													NI
XBFZZ		PLANK: FLOOR, WOOD, 155-7 16 LG 8701103 (19207)		EA	1													NI
XBFZZ		PLANK: FLOOR, WOOD, 161-3 16 LG 8701100 (19207)		EA	2													NI

(1) SMR CODE	(2) FEDERAL STOCK NUMBER	(3) DESCRIPTION REFERENCE NUMBER & MFR CODE	(4) UNIT OF MEAS	(5) QTY INC IN UNIT	(6) 15-DAY ORGANIZATION MAINTENANCE ALLOWANCE				(7) 30-DAY DS MAINTENANCE ALLOWANCE			(8) 30-DAY GS MAINTENANCE ALLOWANCE			(9) 1-YR. ALW PER 100 EQUIP CNTGCGY PLANNING	(10) ILLUSTRATION	
					(A) 1-5	(B) 6-20	(C) 21-50	(D) 51-100	(A) 1-20	(B) 21-50	(C) 51-100	(A) 1-20	(B) 21-50	(C) 51-100		(A) FIG NO	(B) ITEM NO
PAFZZ	5306-685-7790	BOLT,SQ NECK. RD HD: 5/16-18UNC-2A X 21/4 (DECK MTG (148), SDID STRIP MTG (204) MS35751-46(96906)	EA	352					*	*	*	*	*	*			NI
PAFZZ	5310-880-7744	NUT,PLAIN,HEX: 5/16-18UNC-2B (DECK MTG (148),SKID STRIP MTG (204) MS51967-5 (96906)	EA	352					*	*	*	*	*	*			NI
PAFZZ	5310-407-9566	WASHER,LOCK,SPLIT: 5/16 ID (DECK MTG (148),SKID STRIP MTG (204) MS35338-45 (96906)	EA	352					*	*	*	*	*	*			NI
XBFZZ		STRIP: SKID,21 1/8 LG 8701107 (19207)	EA	6													NI
XBFZZ		STRIP: SKID,31-1/16 LG 8701106 (19207)	EA	6													NI
XBFZZ		STRIP:SKID,207 1/2 LG 8701104 (19207)	EA	6													NI
XBFZZ		STRIP:SKID,296-S/B LG 8701105 (19207)	EA	6													NI
		1810-DECK INSTALLATION															
XBFZZ		PLANK:FLOOR, WOOD, 31-1/32 LG 8701094 (19207)	EA	6													NI
XBFZZ		PLANK: FLOOR, WOOD, 31-1/32 LG W/ CUTOUT (LEFT) 8701195 (19207)	EA	1													NI
XBFZZ		PLANK:FLOOR, WOOD, 31-1/32 LG W/CUTOUT (RIGHT) 8701194 (19207)	EA	1													NI
XBFZZ		PLANK: FLOOR,WOOD 445/8 LG 8701202 (19207)	EA	6													NI
XBFZZ		PLANK: FLOOR, WOOD, 445/8 LG W/CUTOUR (LEFT) 8701192 (19207)	EA	1													NI
XBFZZ		PLANK: FLOOR, WOOD, 445/8 LG W/CUTOUT (RIGHT) 8701193 (19207)	EA	1													NI
XBFZZ		PLANK: FLOOR, WOOD, 82-3/16 LG 8701209 (19207)	EA	1													NI
XBFZZ		PLANK:FLOOR, WOOD, 881/8 LG 8701185 (19207)	EA	2													NI
XBFZZ		PLANK: FLOOR, WOOD, 90-13/16 LG 8701201 (19207)	EA	4													NI
XBFZZ		PLANK:FLOOR,WOOD, 1041/8 LG 8701206 (19207)	EA	2													NI
XBFZZ		PLANK: FLOOR, WOOD, 104-3/16 LG 8701207 (19207)	EA	2													NI
XBFZZ		PLANK: FLOOR, WOOD, 1071/8 LG 8701208 (19207)	EA	2													NI

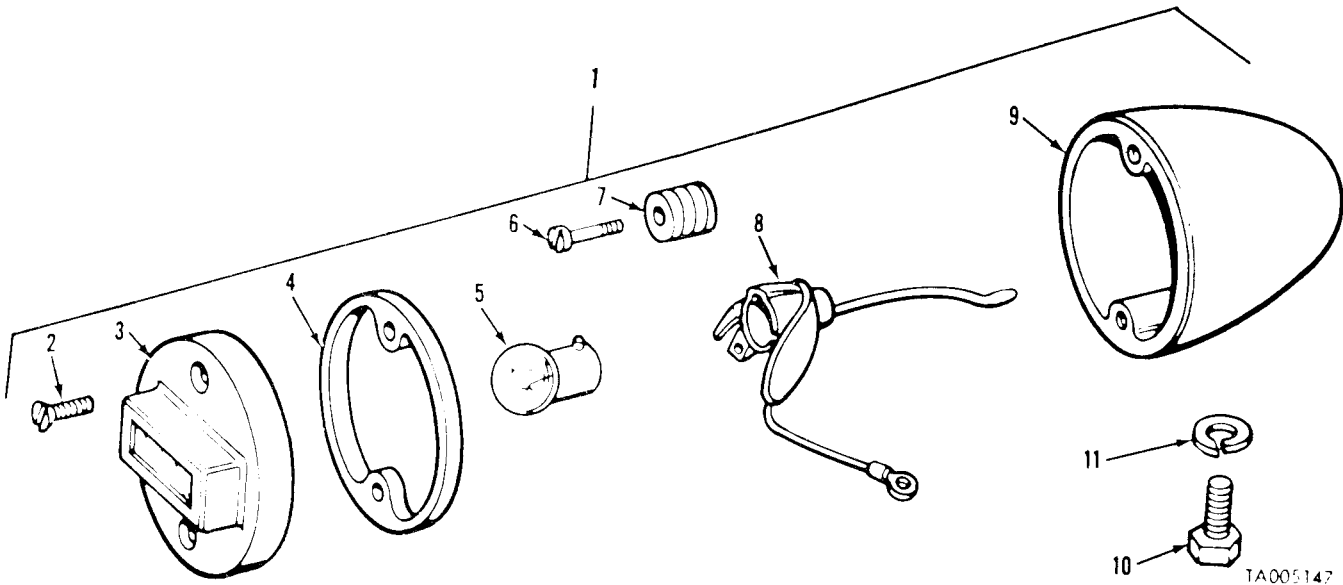
(1) SMR CODE	(2) FEDERAL STOCK NUMBER	(3) DESCRIPTION REFERENCE NUMBER & MFR CODE	(4) UNIT OF MEAS	(5) QTY INC IN UNIT	(6) 15-DAY ORGANIZATION MAINTENANCE ALLOWANCE				(7) 30-DAY DS MAINTENANCE ALLOWANCE			(8) 30-DAY GS MAINTENANCE ALLOWANCE			(9) 1-YR. ALW PER 100 EQUIP CNTGCGY PLANNING		(10) ILLUSTRATION	
					(A) 1-5	(B) 6-20	(C) 21-50	(D) 51-100	(A) 1-20	(B) 21-50	(C) 51-100	(A) 1-20	(B) 21-50	(C) 51-100	(A) NO	(B) FIG ITEM NO		
XBFZZ		PLANK: FLOOR, WOOD, 108 1/8 LG 8701201 (19207)	EA	1													NI	
XBFZZ		PLANK: FLOOR, WOOD, 108 1/4 LG 8701184 (19207)	EA	2													NI	
XBFZZ		PLANK: FLOOR, WOOD, 113-8/16 LG 8701200 (19207)	EA	2													NI	
XBFZZ		PLANK: FLOOR, WOOD, 113-9/16 LG. W/CUTOUTS (LEFT) 8701191 (19207)	EA	1													NI	
XBFZZ		PLANK: FLOOR, WOOD, 113-9/16 LG. W/CUTOUTS (RIGHT) 8701190 (19207)	EA	1													NI	
XBFZZ		PLANK: FLOOR, WOOD, 118 3/4 LG 8701183 (19207)	EA	2													NI	
XBFZZ		PLANK: FLOOR, WOOD, 124 1/4 LG 8701199 (19207)	EA	2													NI	
XBFZZ		PLANK: FLOOR, WOOD, 124 1/4 LG W/CUTOUTS (LEFT) 8701188 (19207)	EA	1													NI	
XBFZZ		PLANK: FLOOR, WOOD, 124 1/4 LG W/CUTOUTS (RIGHT) 8701189 (19207)	EA	1													NI	
XBFZZ		PLANK: FLOOR, WOOD, 125 1/8 LG 8701198 (19207)	EA	4													NI	
XBFZZ		PLANK: FLOOR, WOOD, 126-3/16 LG 8701197 (19207)	EA	2													NI	
XBFZZ		PLANK: FLOOR, WOOD, 126-3/16 LG. W/CUTOUTS (LEFT) 8701187 (19207)	EA	1													NI	
XBFZZ		PLANK: FLOOR, WOOD, 126-3/16 LG. W/CUTOUTS (RIGHT) 8701186 (19207)	EA	1													NI	
XBFZZ		PLANK: FLOOR, WOOD, 131-13/16 LG 8701182 (19207)	EA	2													NI	
XBFZZ		PLANK: FLOOR, WOOD 139-7/16 LG 8701205 (192207)	EA	1													NI	
XBFZZ		PLANK: FLOOR, WOOD, 147 1/8 LG 8701204 (19207)	EA	1													NI	
XBFZZ		PLANK: FLOOR, WOOD, 148-3/16 LG 8701196 (19207)	EA	4													NI	
XBFZZ		PLANK: FLOOR, WOOD, 161-7/16 LG 8701203 (19207)	EA	2													NI	
PAFZZ	5306-054-8024	BOLT, SQ NECK, RD HD: 5/16-18UNC-2A X 2- 12 (DECK MTG (209), SKID STRIP MTG (318) MS35751-47 (96906)	EA	527					*	*	*	*	*	*			NI	

(1)	(2)	(3)	(4)	(5)	(6)				(7)			(8)			(9)	(10)	
SMR	FEDERAL	DESCRIPTION	UNIT OF MEAS	QTY INC IN UNIT	15-DAY ORGANIZATION MAINTENANCE ALLOWANCE				30-DAY DS MAINTENANCE ALLOWANCE			30-DAY GS MAINTENANCE ALLOWANCE			1-YR. ALW PER 100 EQUIP CNTGCVY PLANNING	(A)	(B)
CODE	STOCK NUMBER				REFERENCE NUMBER & MFR CODE	USABLE ON CODE	(A)	(B)	(C)	(D)	(A)	(B)	(C)	(A)	(B)	(C)	NO
					1-5	6-20	21-50	51-100	1-20	21-50	51-100	1-20	21-50	51-100		NO	NO
PAOZZ	2590-318-1220	2210-VEHICULAR DATA PLATES PLATE, IDENTIFICATION 8701133 (19207)	B	EA	1	*	*	*	*	*	*	*	*	*			NI
XBOZZ		PLATE, IDENTIFICATION 10944856 (19207)	D	EA	1												NI
PAOZZ	2590-318-1221	PLATE, IDENTIFICATION 8701221 (19207)	C	EA	1	*	*	*	*	*	*	*	*	*			NI
XBOZZ		PLATE, IDENTIFICATION 8730479 (19207)	E	EA	1												NI
PAOZZ	2590-282-7489	PLATE, SERVICE 7979373 (19207)	A	EA	1	*	*	*	*	*	*	*	*	*			NI
PAOZZ	5305-984-6212	SCREW, MACH, PAN HD: NO. 10-24UNC-2A X 1/1 MS35206-265 (96906)	A	EA	8	*	*	*	*	*	*	*	*	*			NI
PAOZZ	5310-982-4937	NUT, PLAIN, SQ: NO. 10324UNC-2B MS35649-102 (96906)	A	EA	8	*	*	*	*	*	*	*	*	*			NI
PAOZZ	5310-045-3296	WASHER, LOCK, SPLIT: NO. 10 MS35338-43 (96906)	A	EA	8	*	*	*	*	*	*	*	*	*			NI



TA011185

Figure 8. Stoplight—taillight.



TA005147

Figure 9. Blackout stoplight.

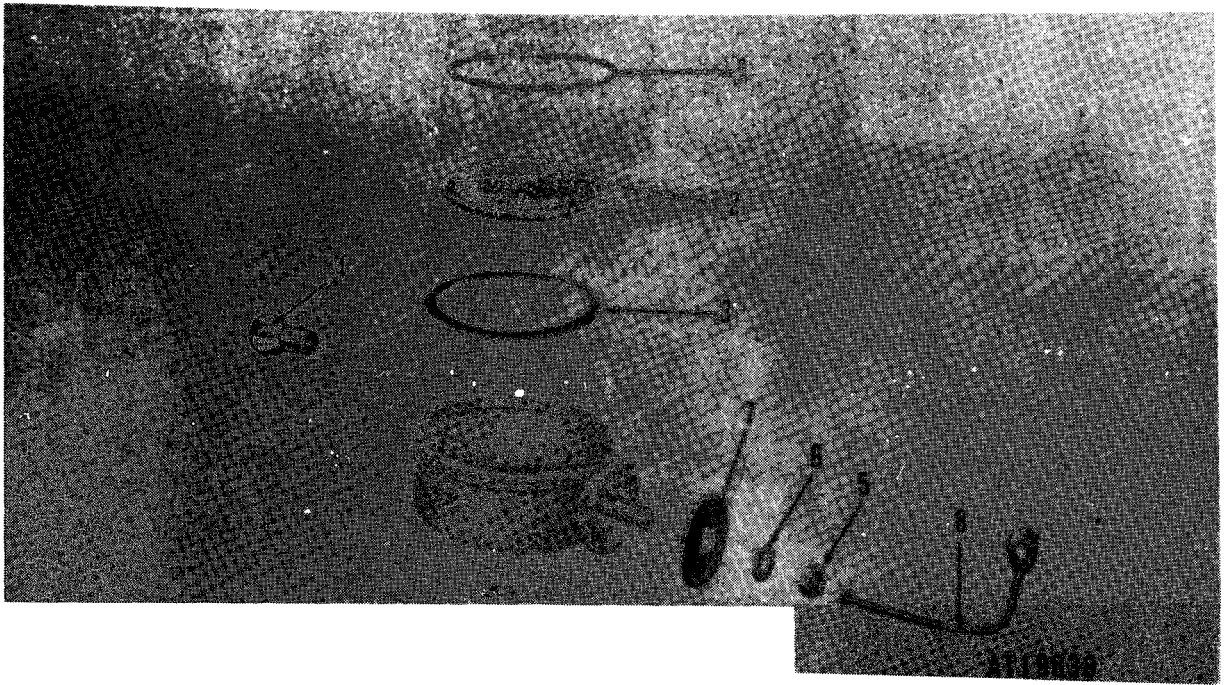
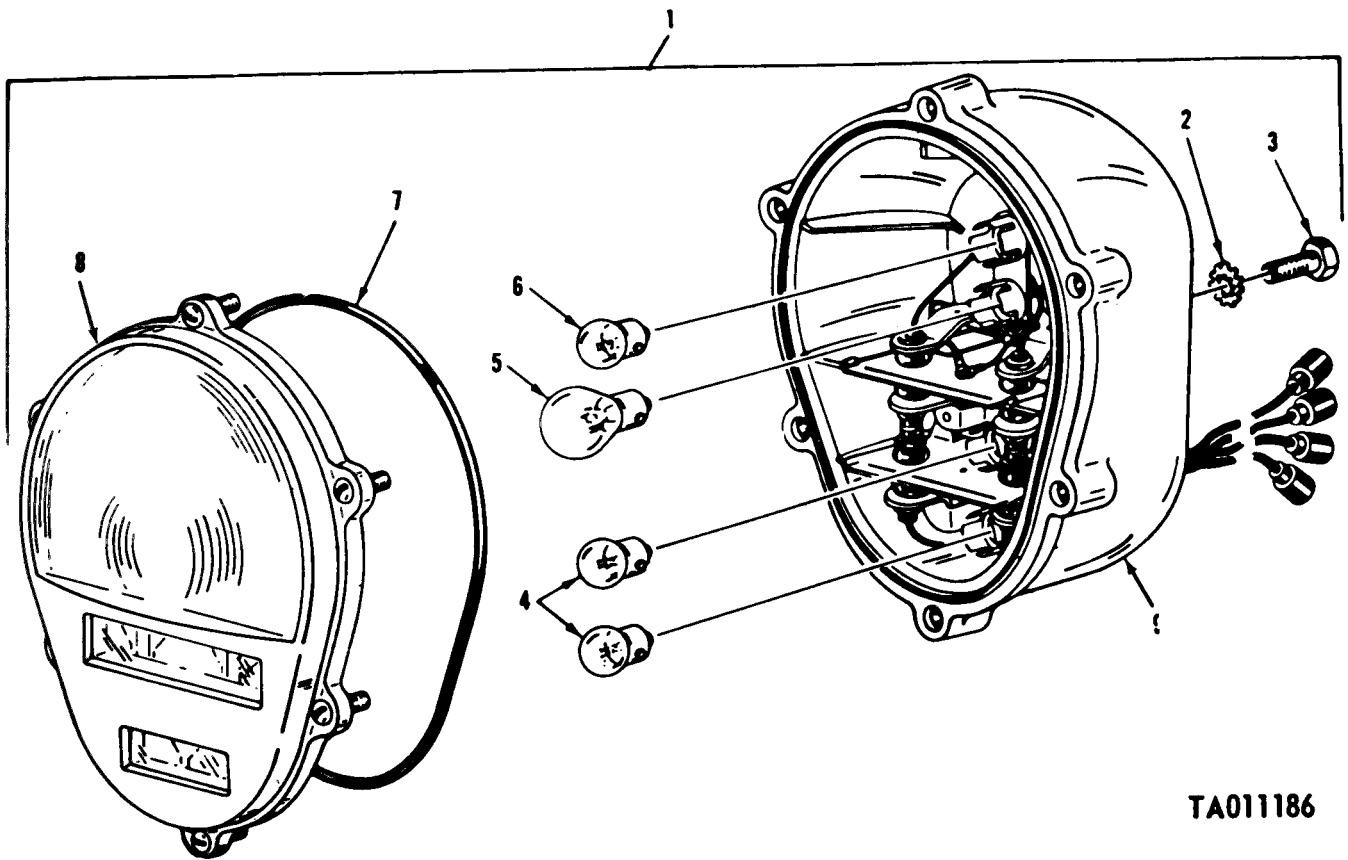


Figure 10. Directional light.



TA011186

Figure 11. Composite marker light.




Figure 12. Clearance light.

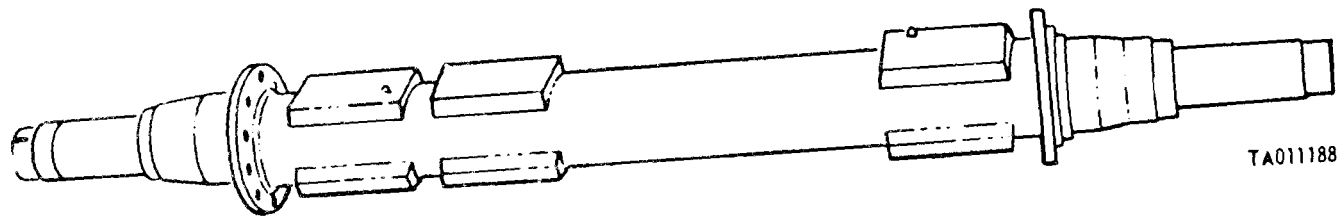


Figure 13. Axle assembly.




Figure 14. Axle Trunnion.

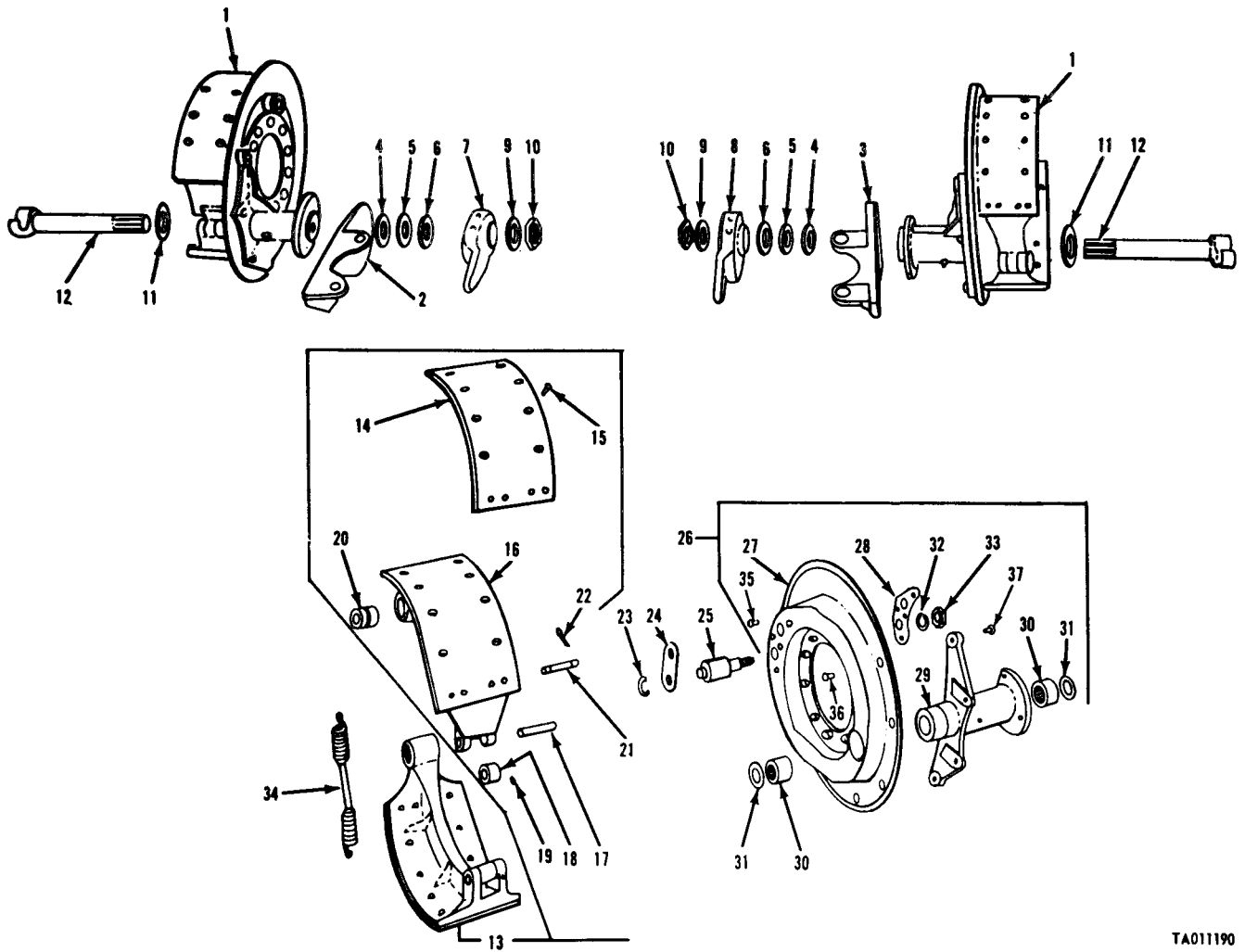
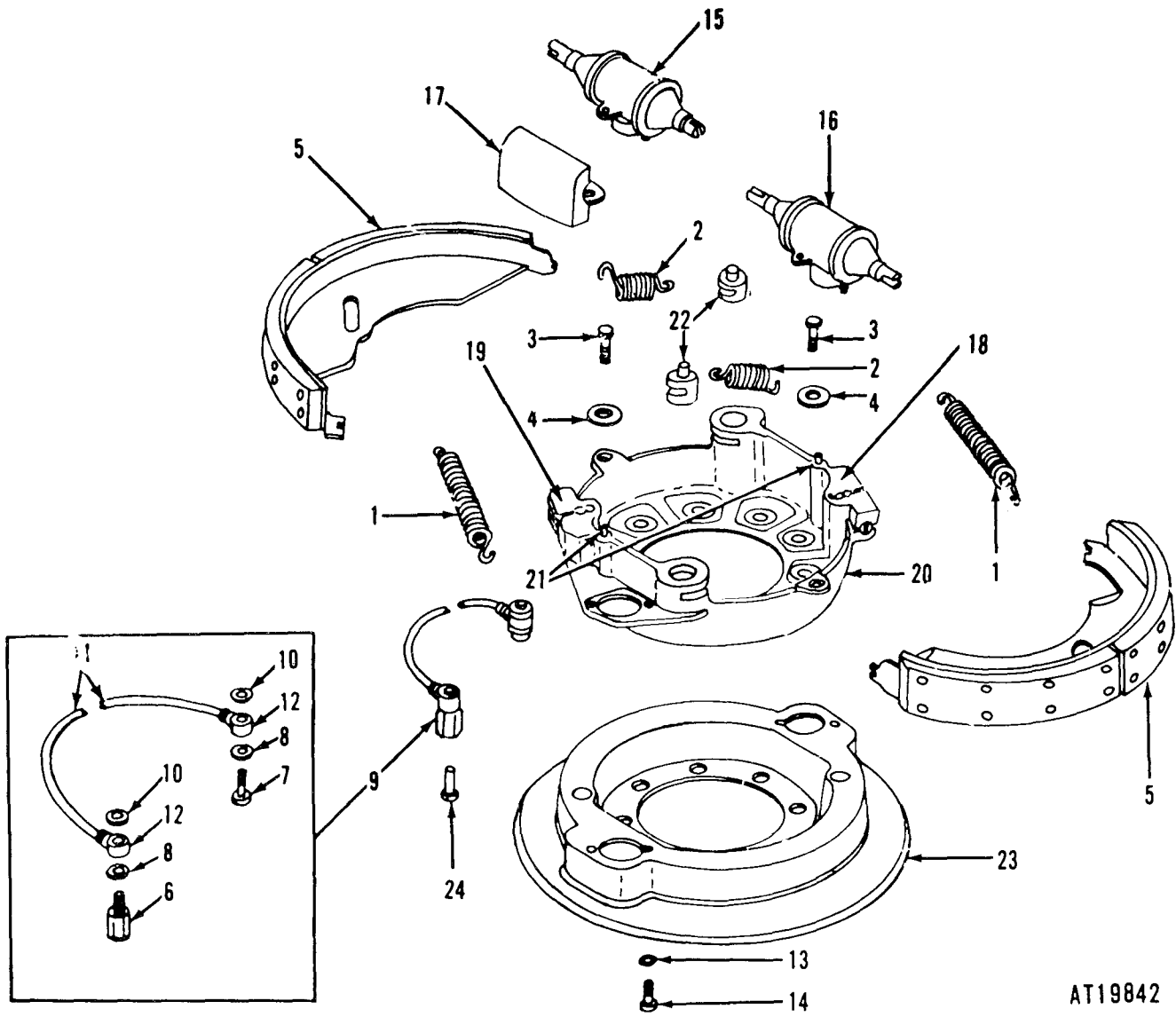


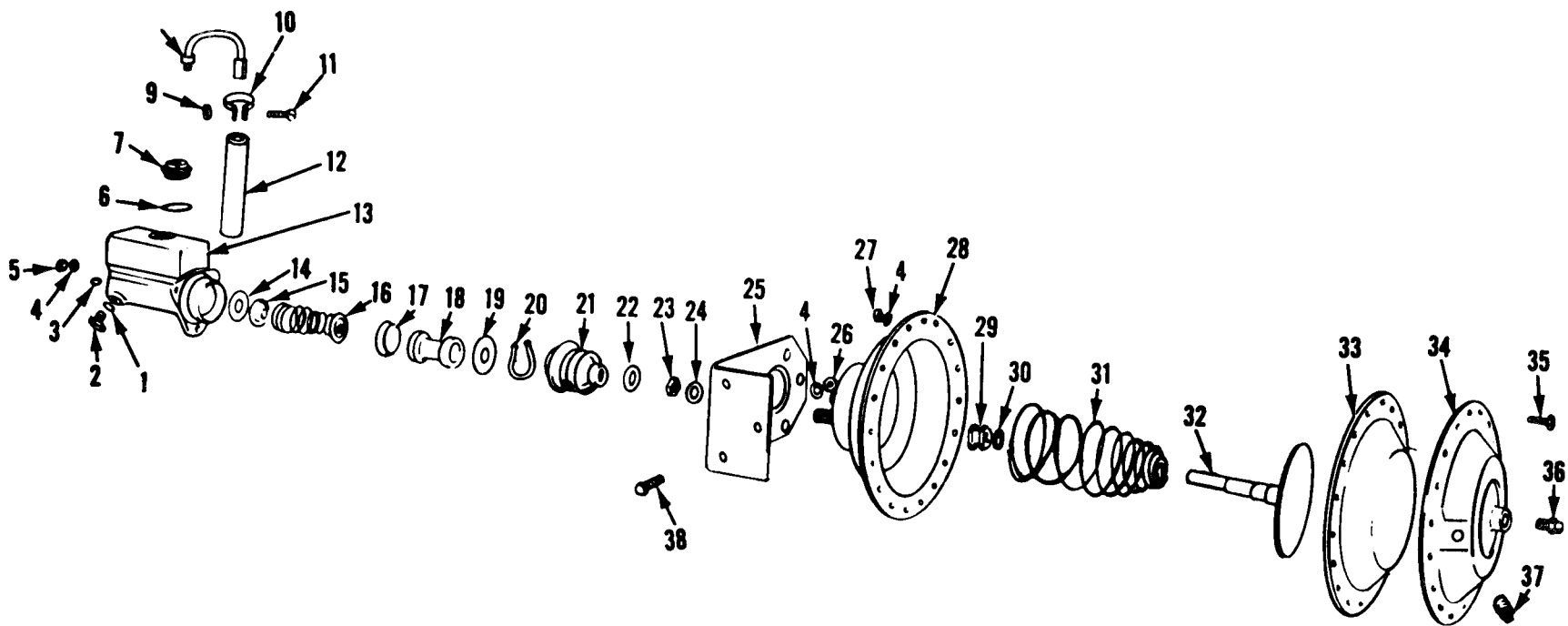
Figure 15. Service brakes—M269, M270.

TA011190



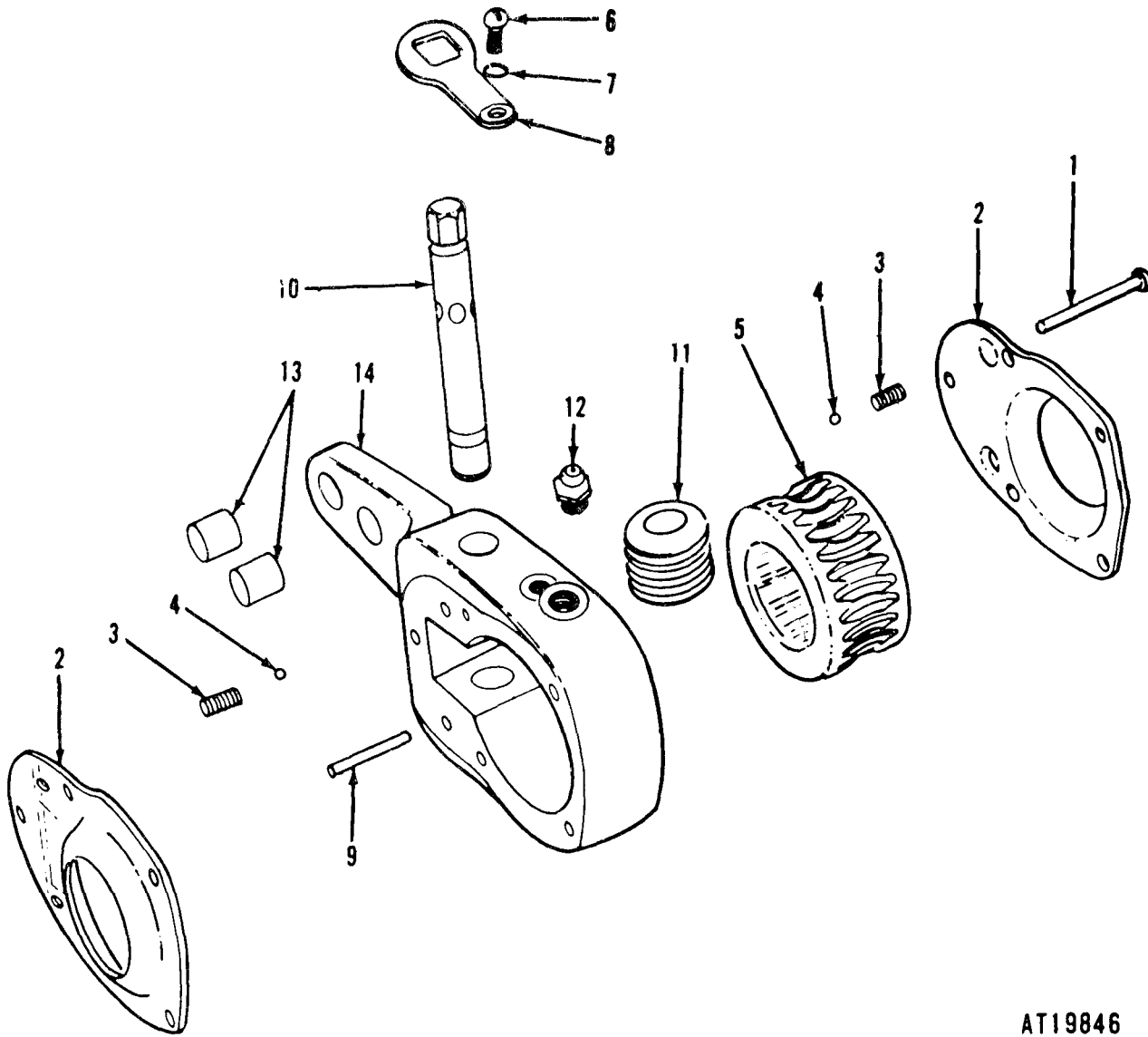
AT19842

Figure 16. Service brakes—M269A1. M270A1



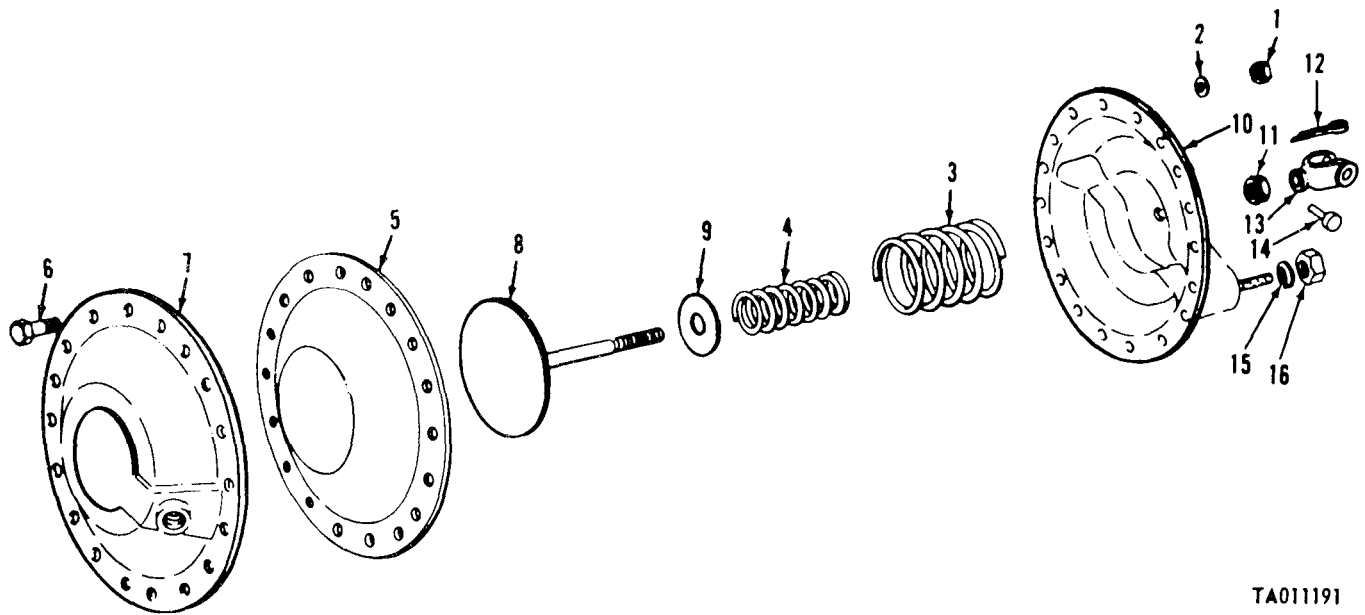
AT 41597

Figure 17. Master cylinder and air chamber.



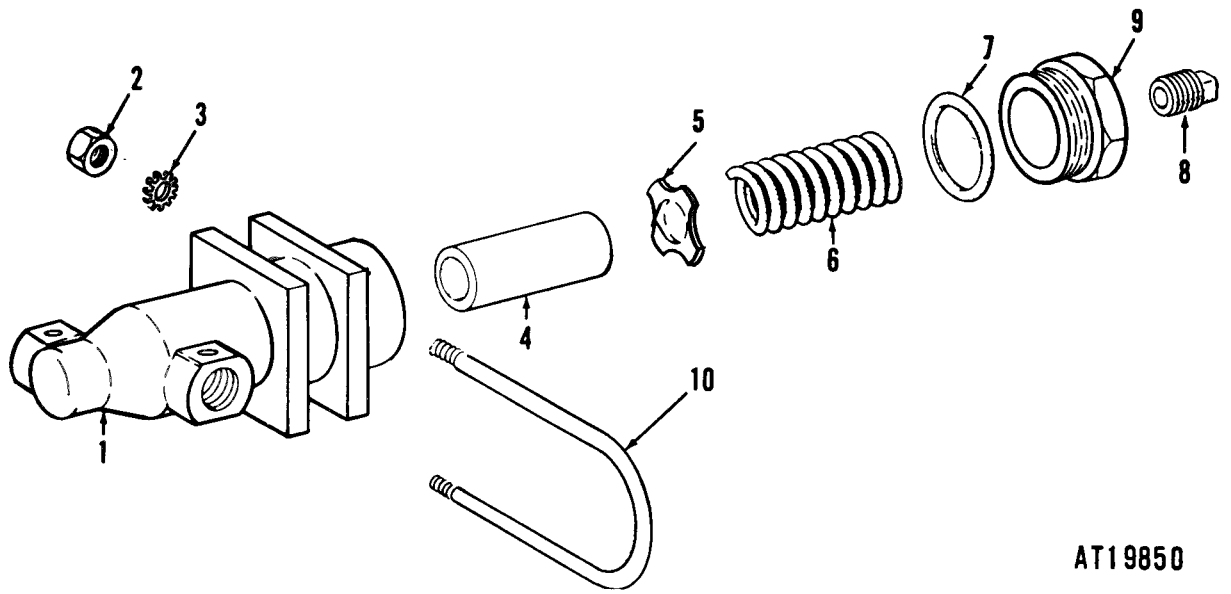
AT19846

Figure 18. Slack adjuster.



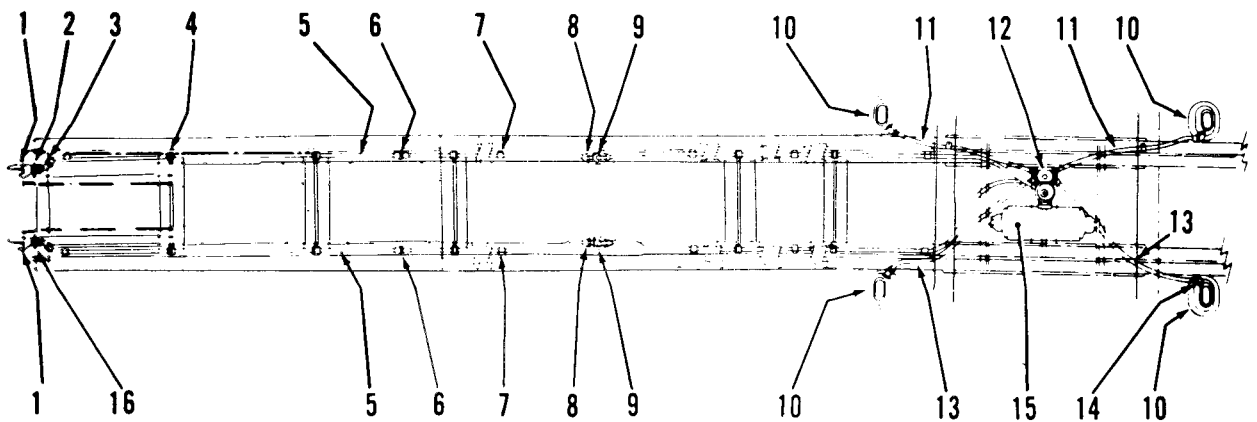
TA011191

Figure 19. Air chamber—M269, M270.



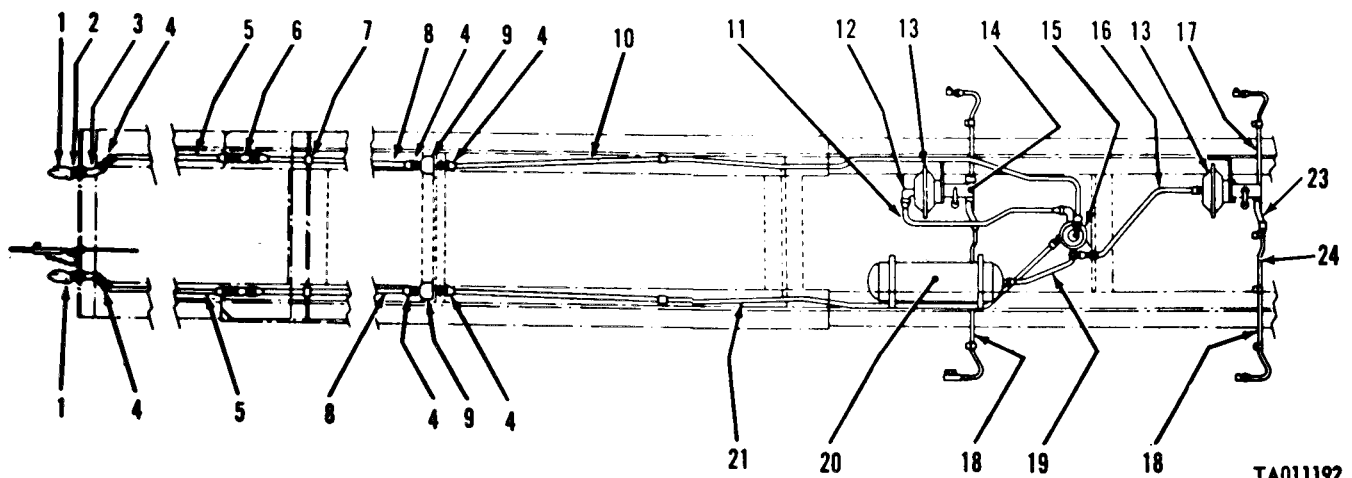
AT19850

Figure 20. Air filter.



AT19847

Figure 21. Airbrake system lines and fittings—M269, M270.



TA011192

Figure 22. Air/hydraulic brake system—M269A1, M270A1.

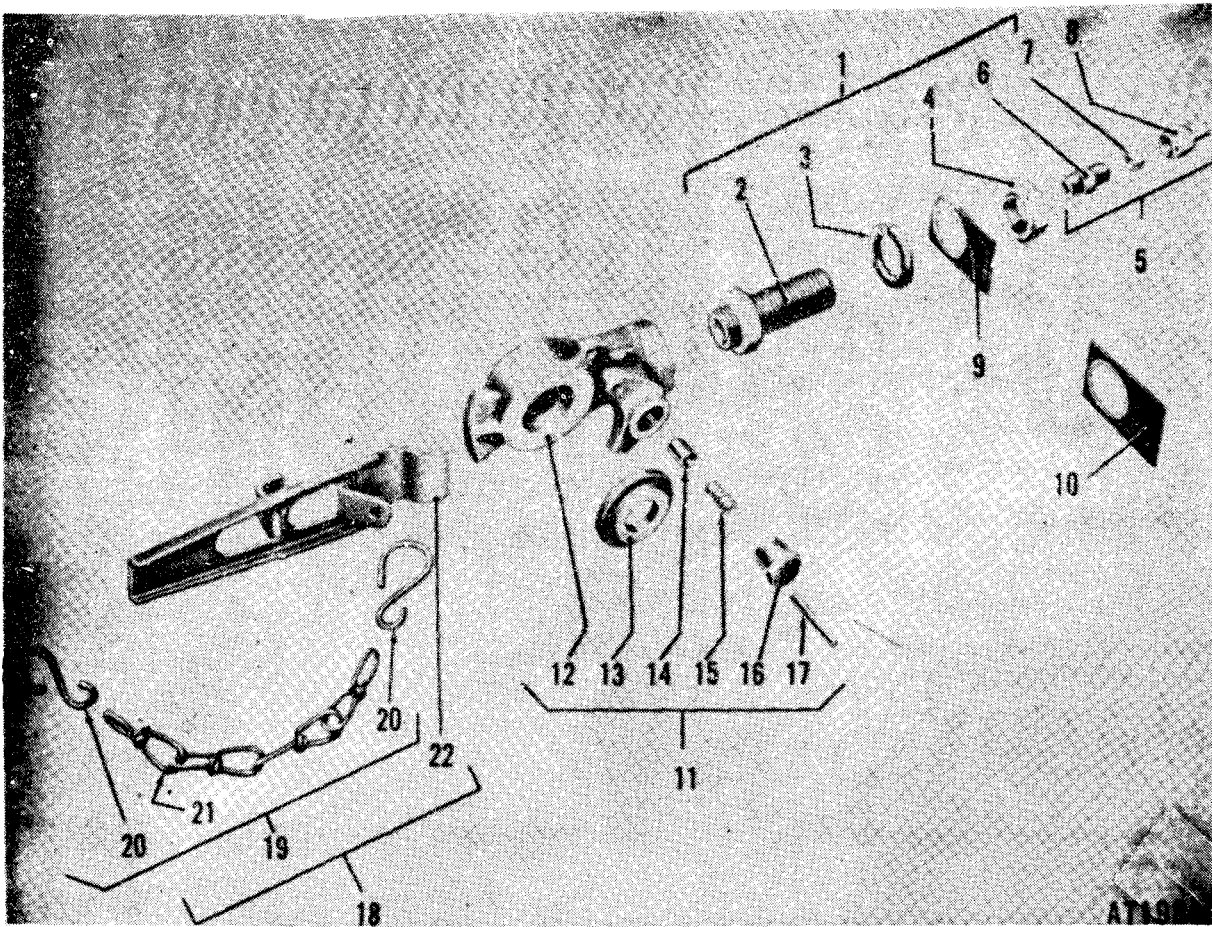


Figure 23. Air hose coupling and tube connector.

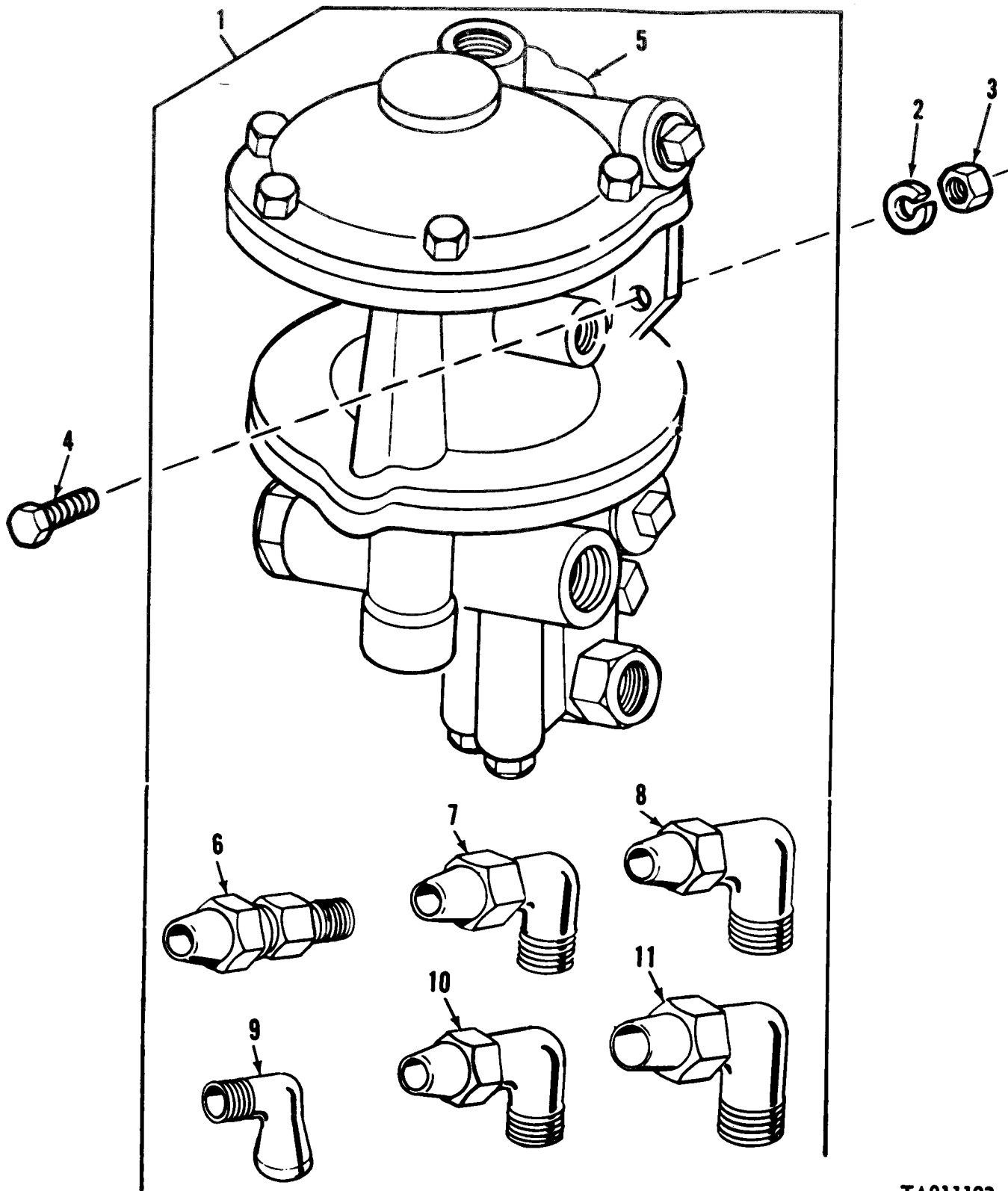


Figure 24. Emergency-relay valve.

TA011193

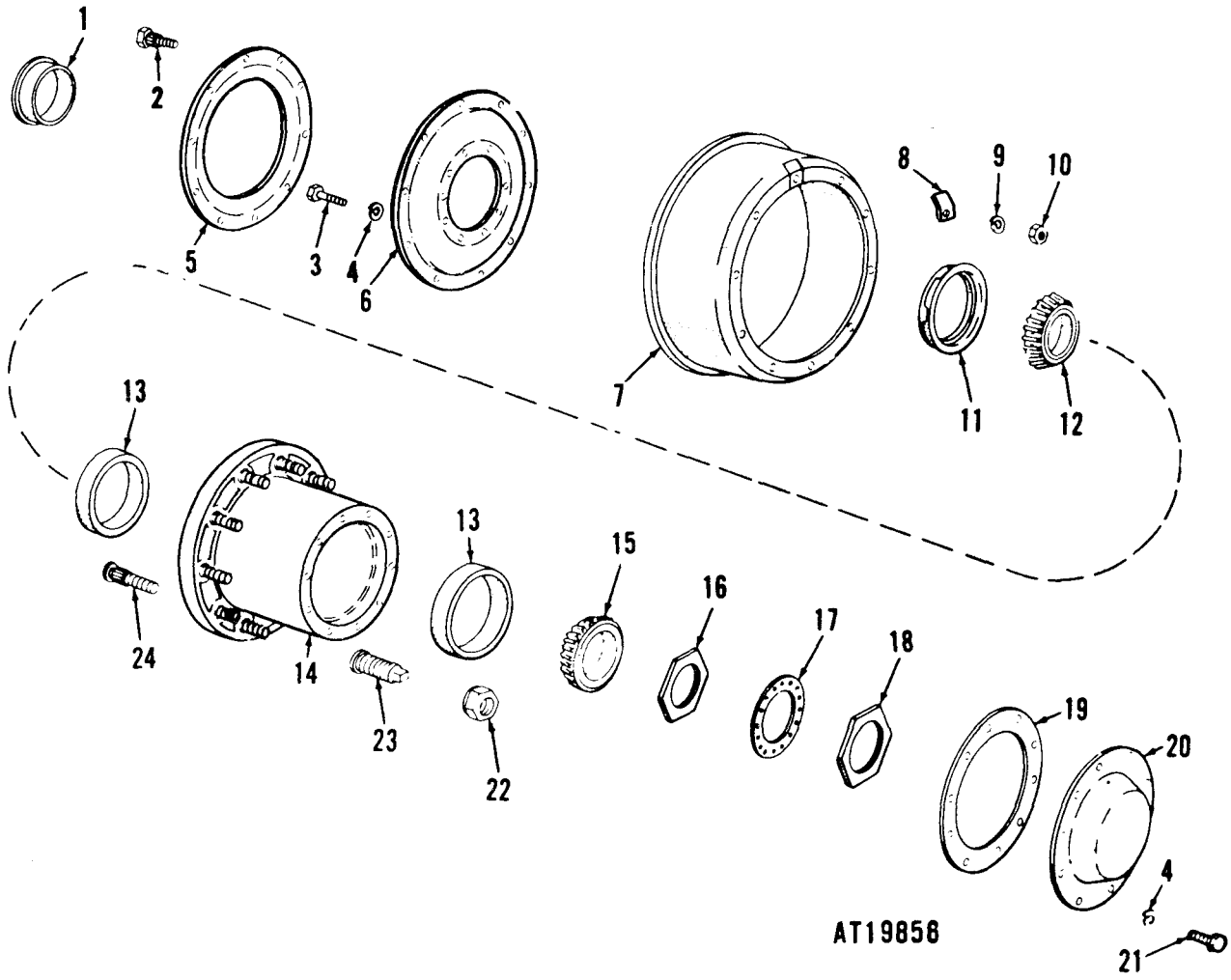


Figure 25. Hub and drum assembly—M269, M270.

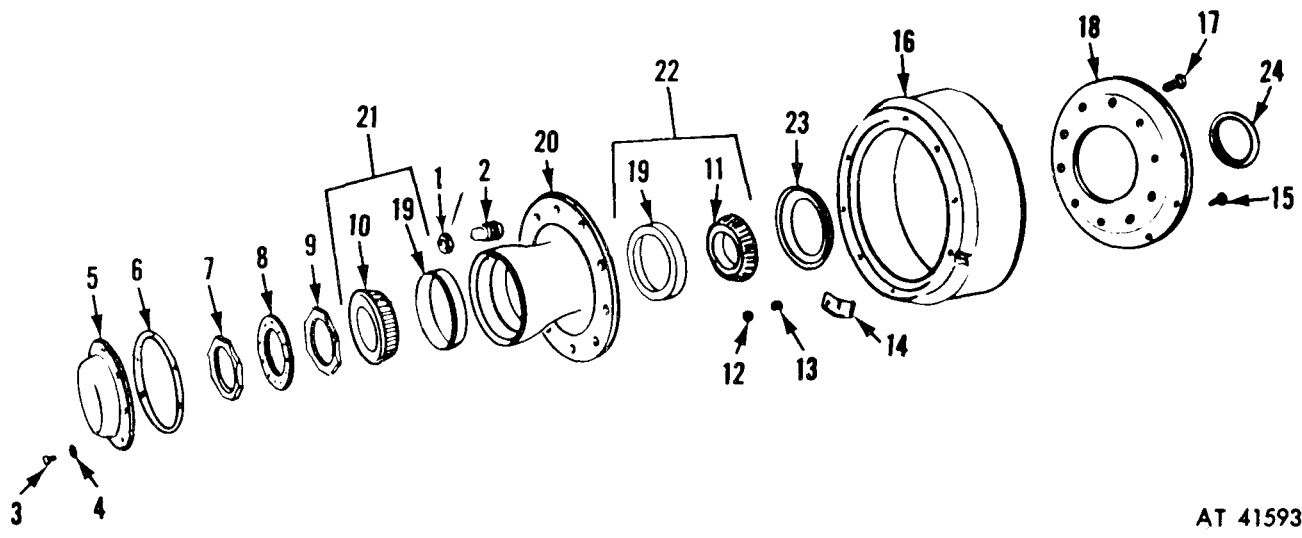
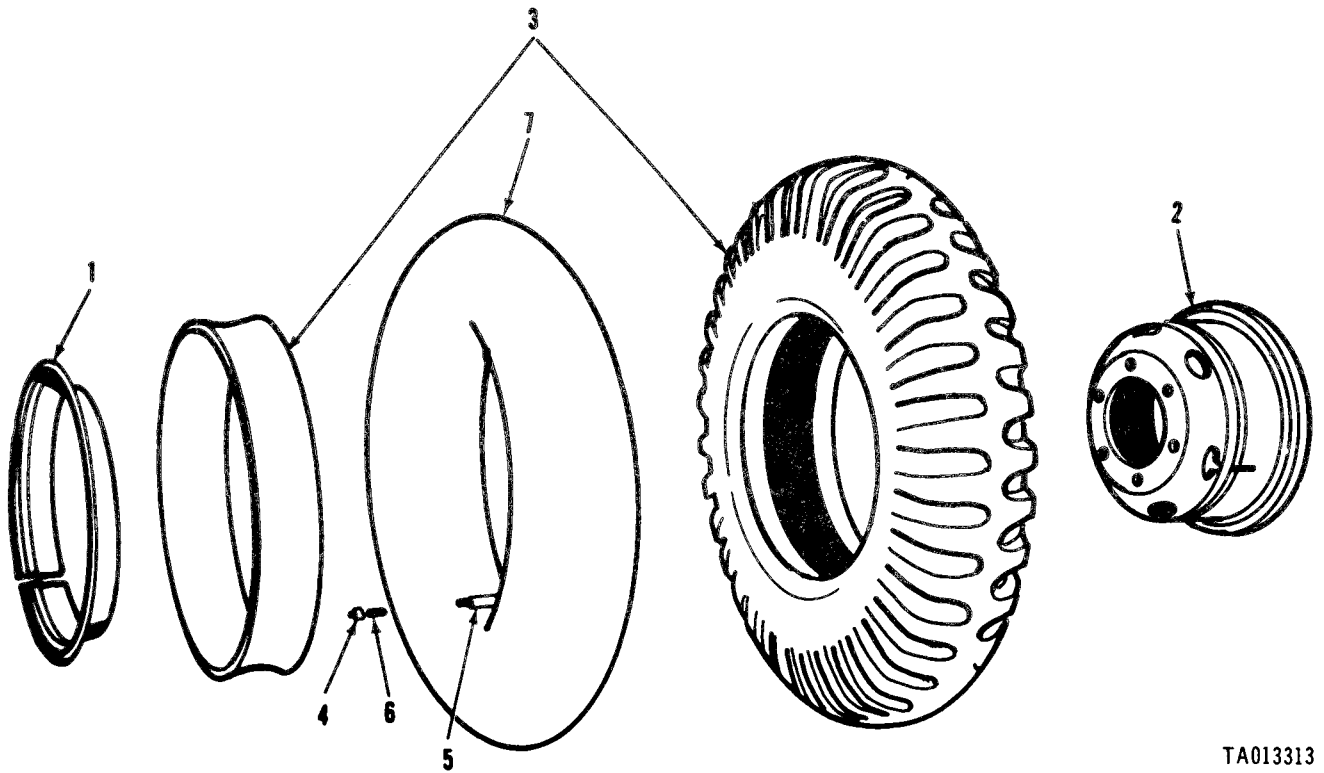
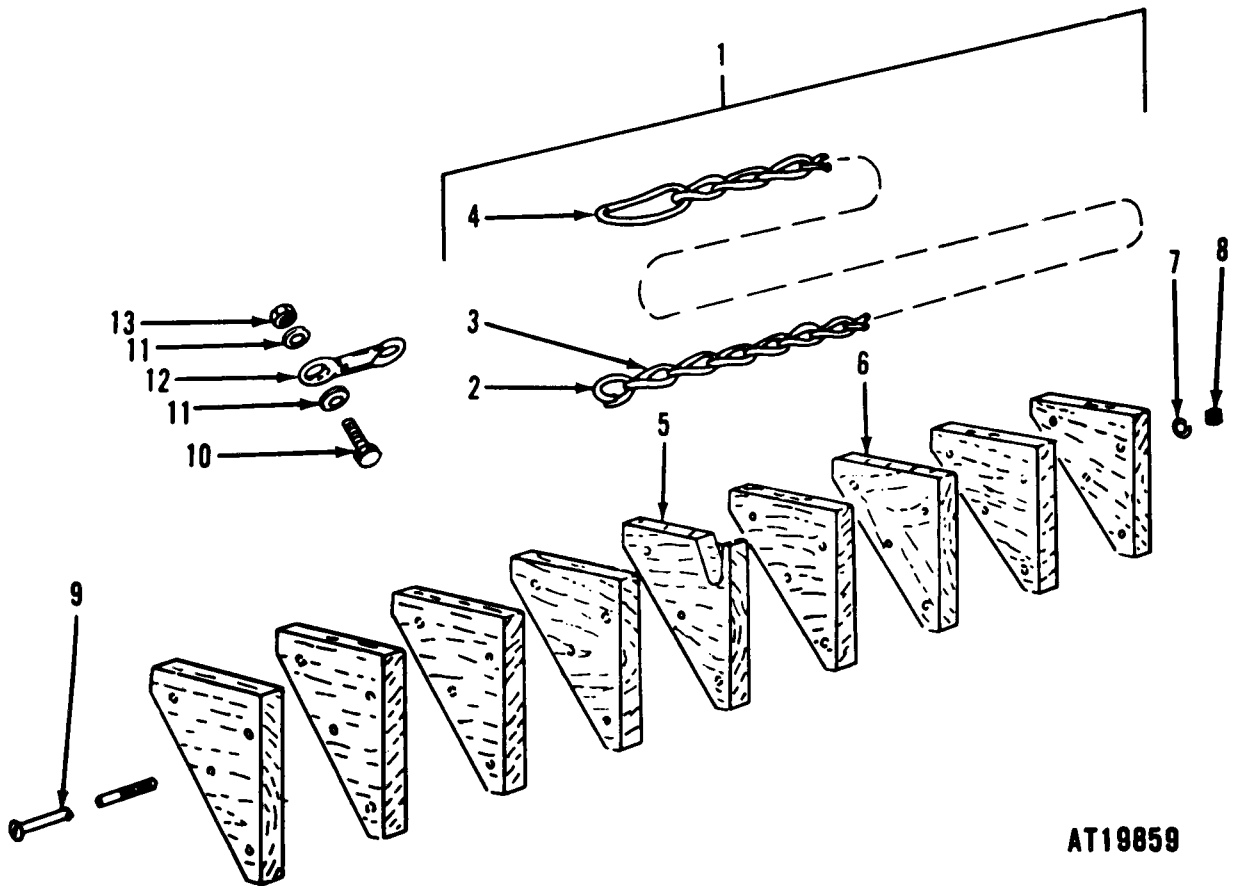


Figure 26. Hub and drum assembly—269A1, M270A1.



TA013313

Figure 27. Wheel, tire and tube.



AT19859

Figure 28. Chock blocks and chain—exploded view.


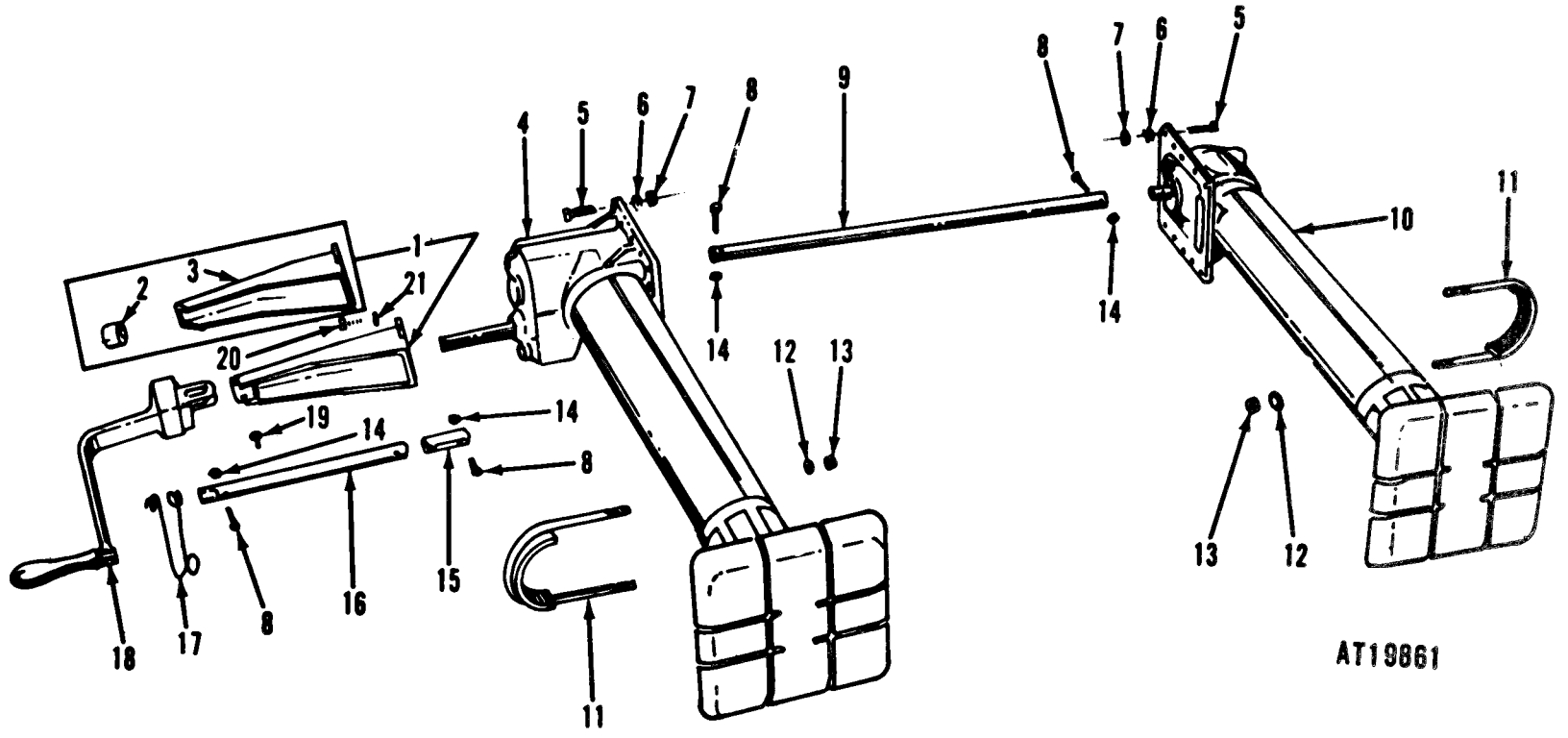


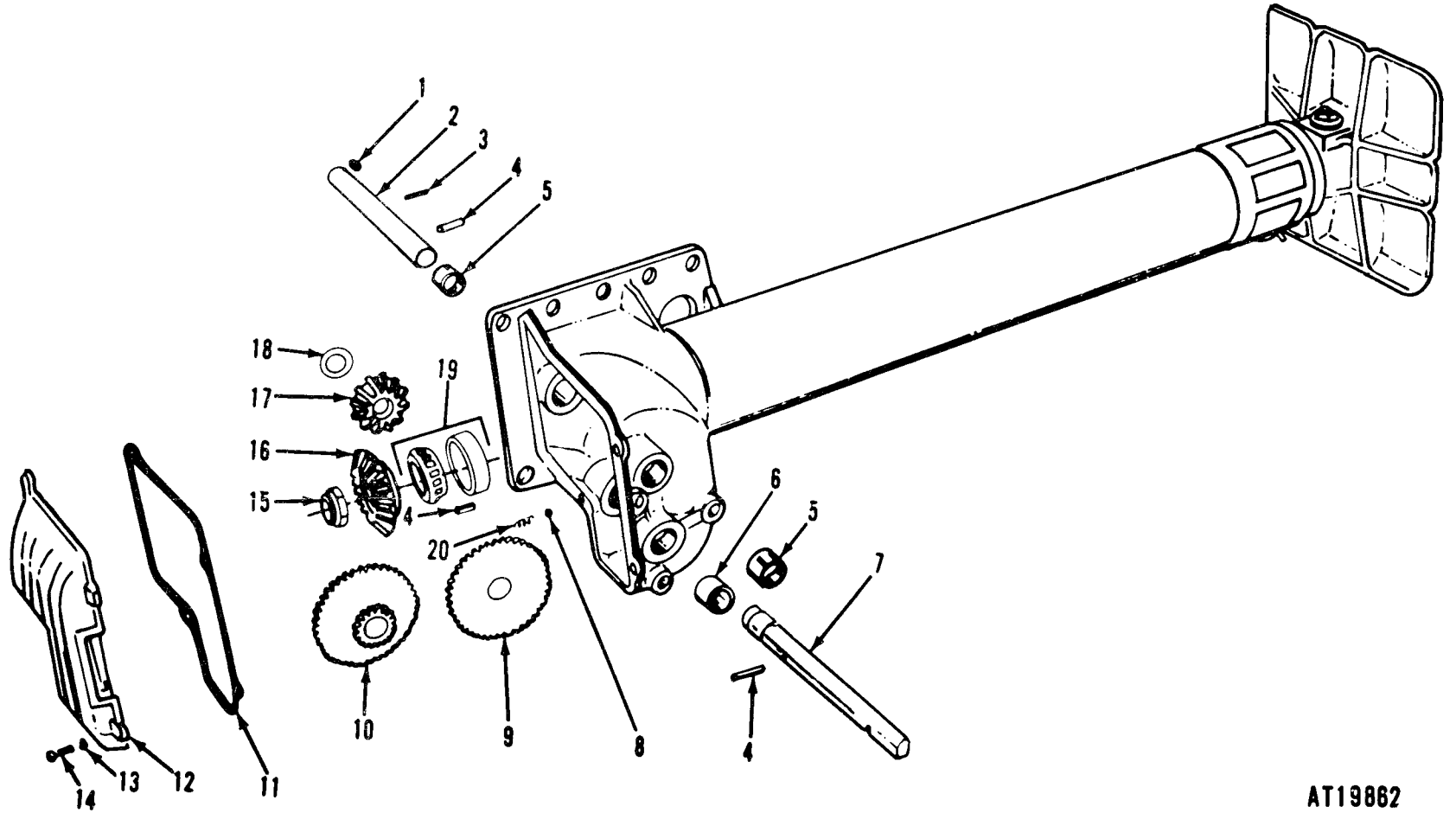
Figure 29. Spare wheel and tire carrier—exploded view.

B-156



AT19861

Figure 30. Landing gear installation with attaching parts.



AT19862

Figure 31. Leg, right hand, assembly (8700958)—partial exploded view.




Figure 32. Landing gear right leg assembly—partial exploded view.

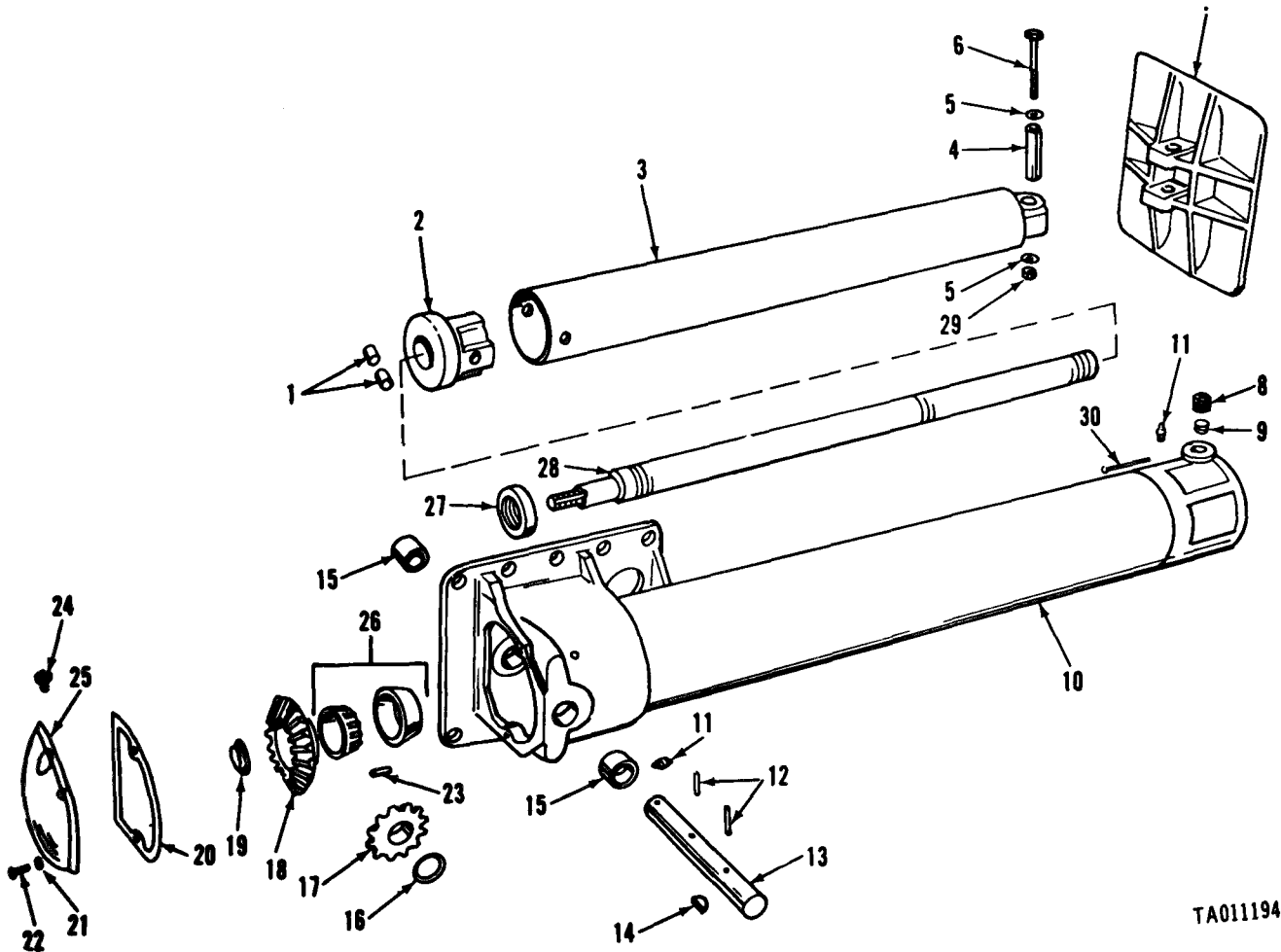


Figure 33. Landing gear, left.

TA011194

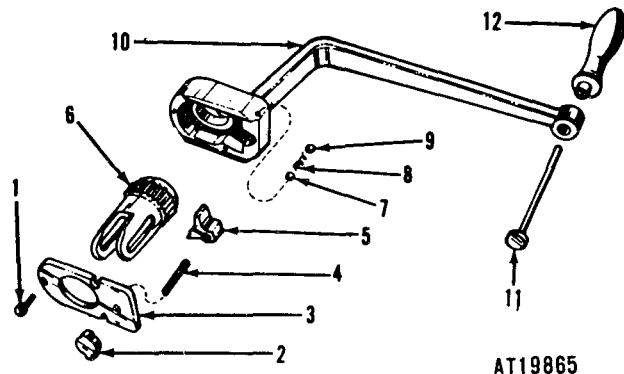


Figure 34. Operating handcrank assembly—8376602—exploded view.

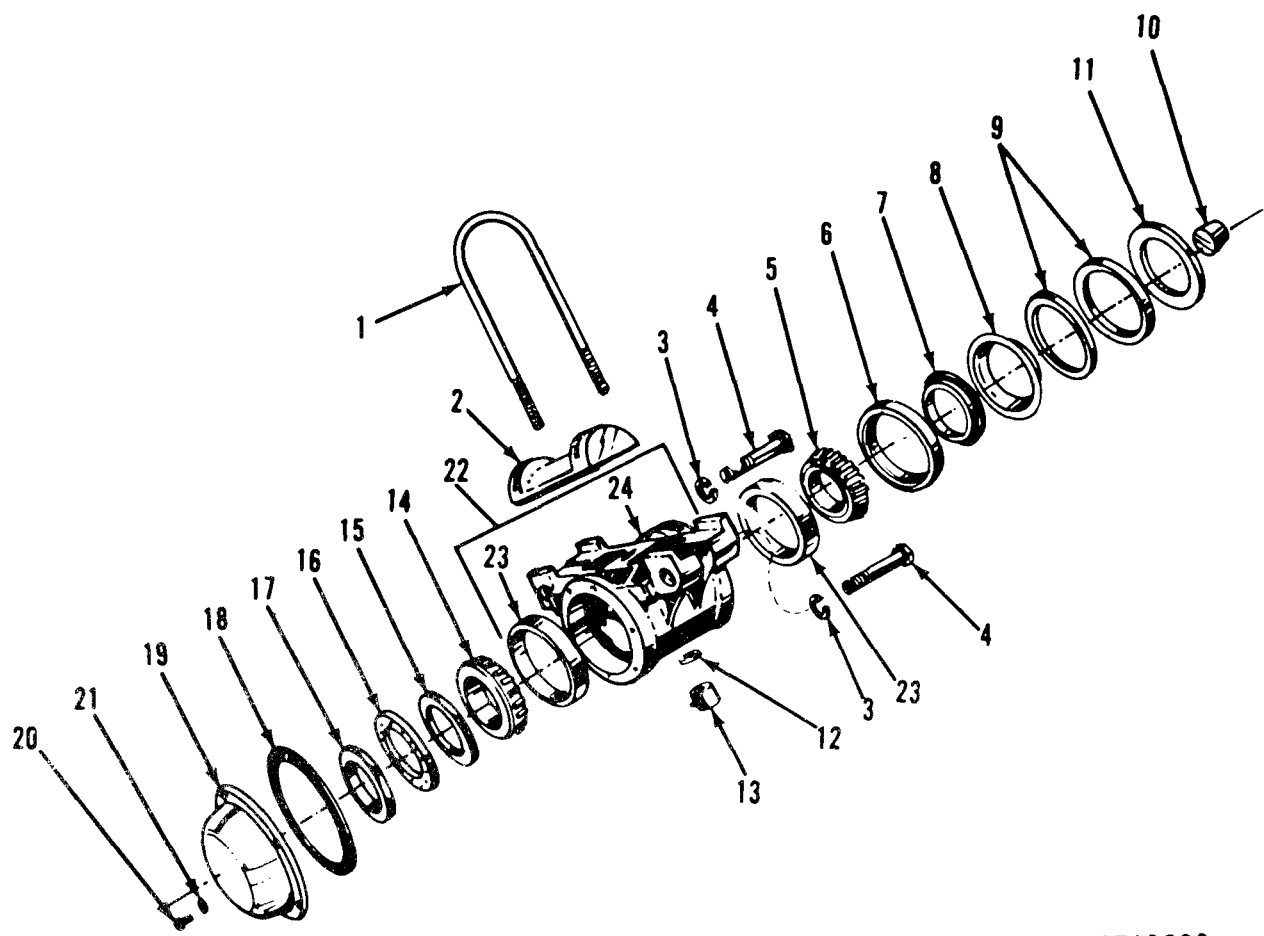


Figure 35. Spring seat and bearings—exploded view.


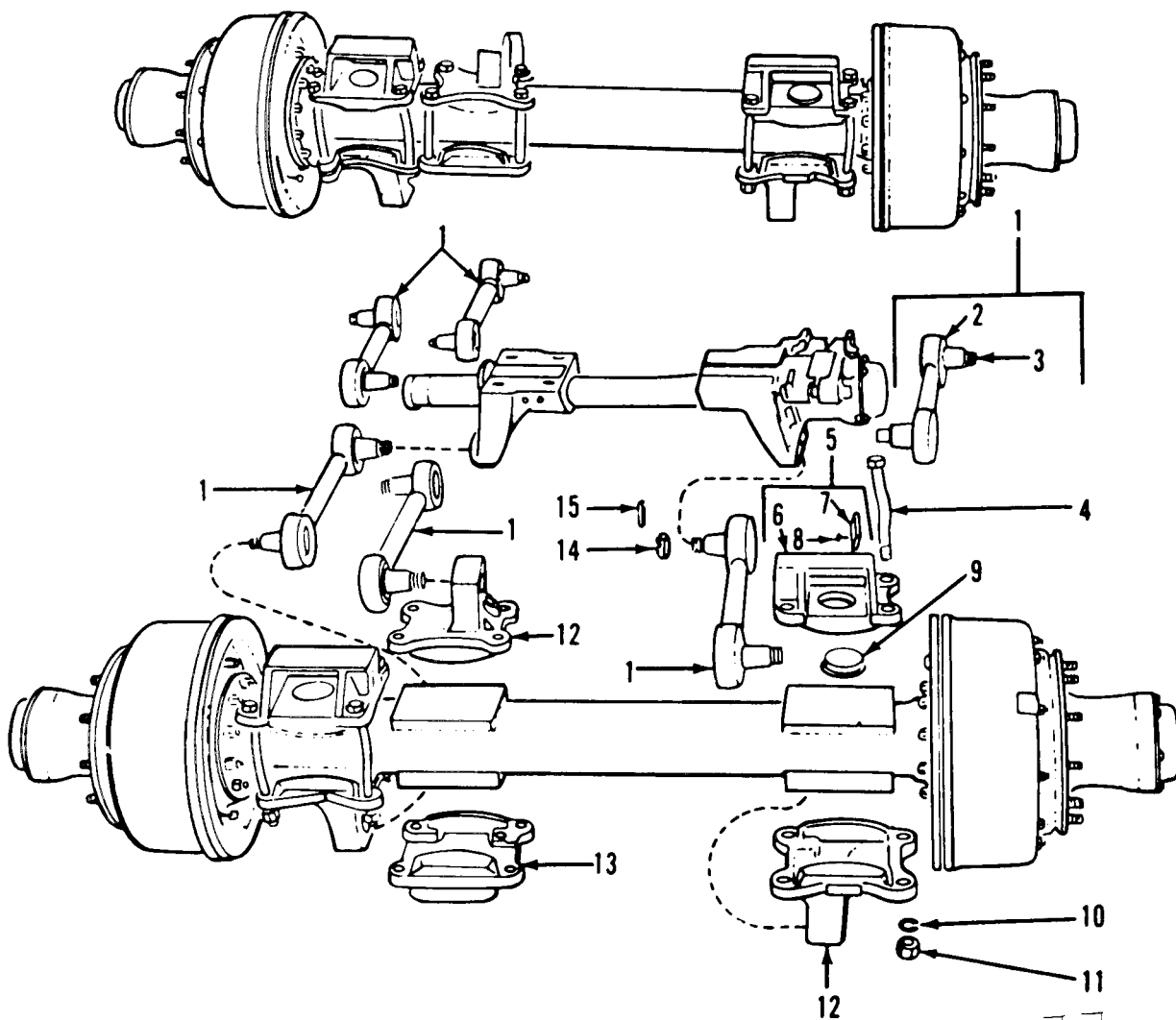
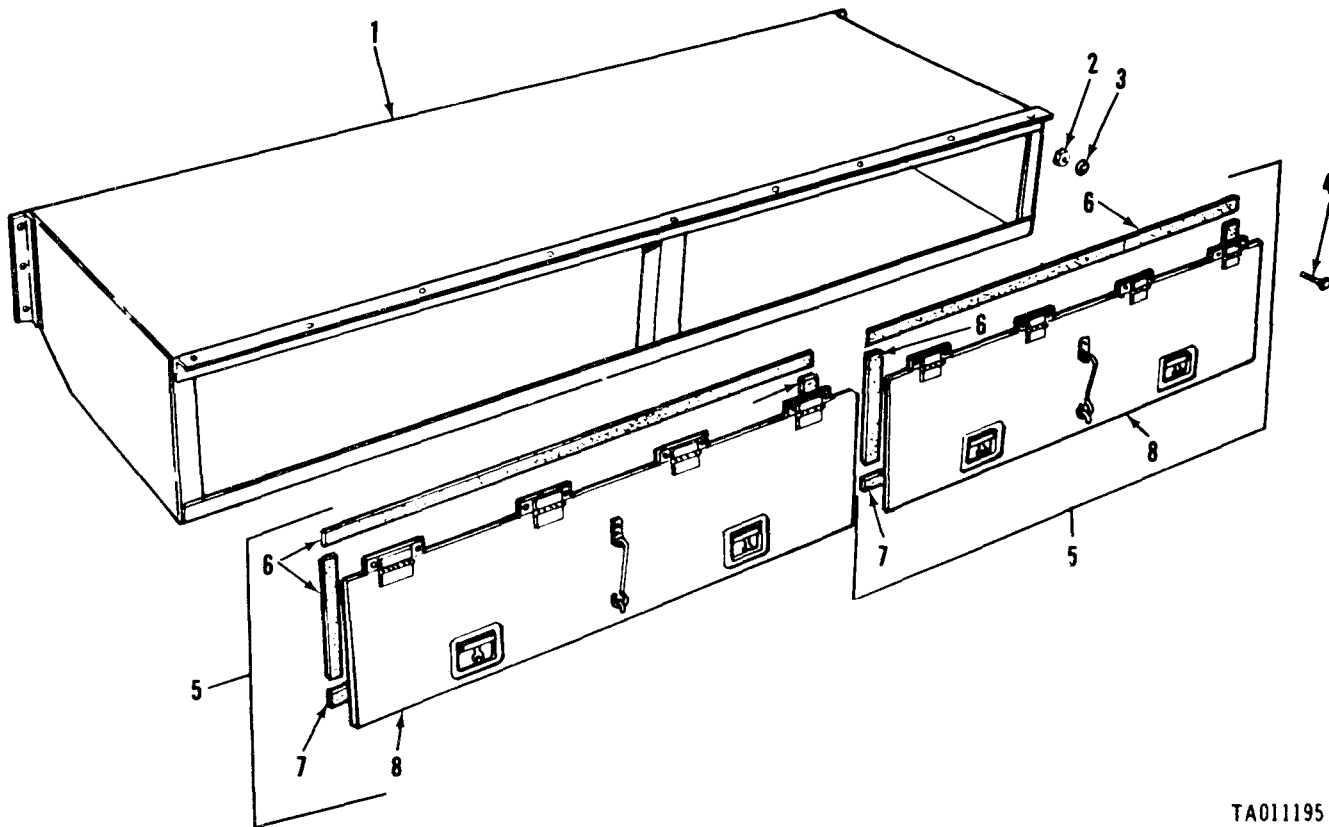


Figure 36. Spring assembly (7979217)—assembled view.



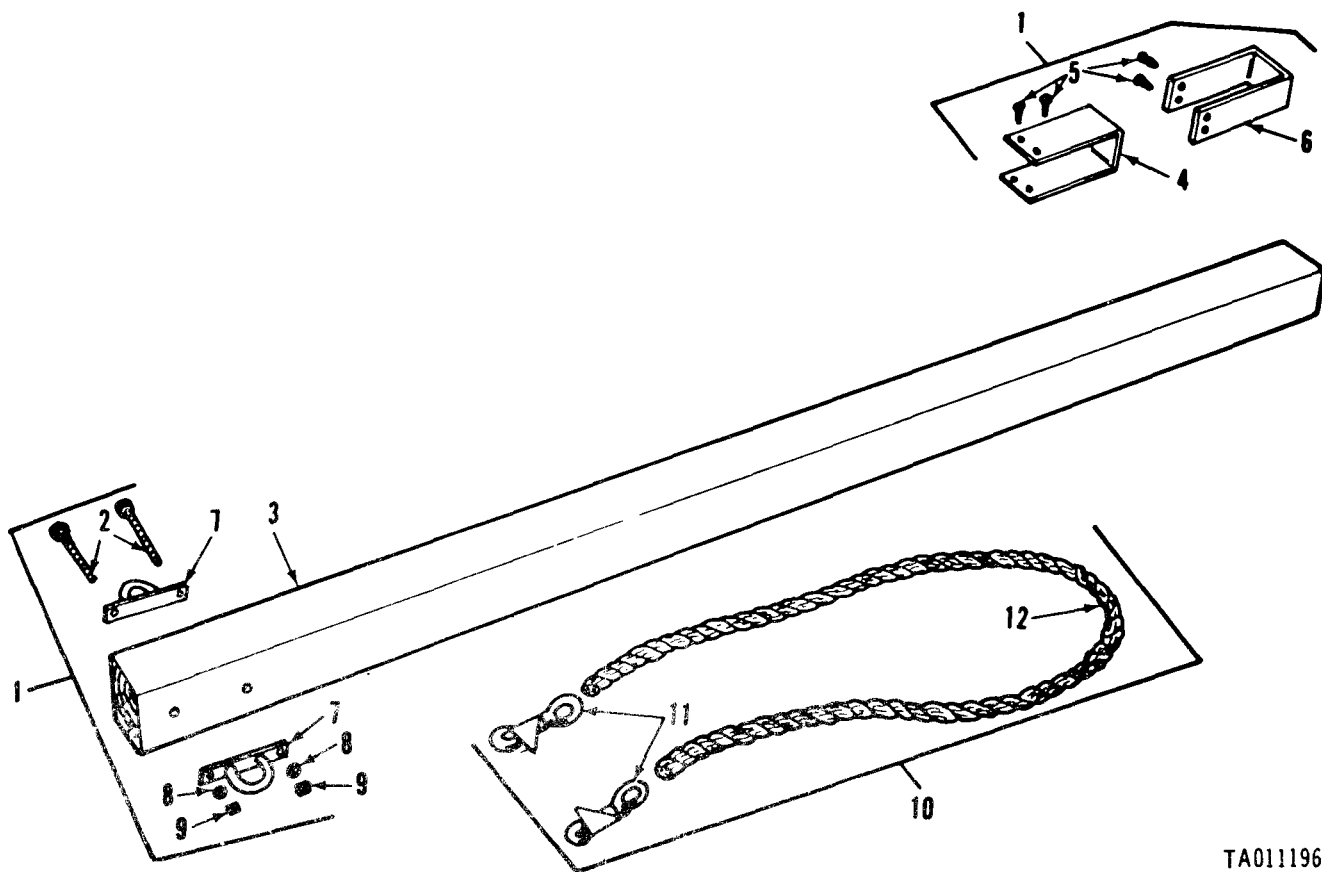
AT19869

Figure 37. Torque rods, spring guide brackets, and attaching parts—exploded view.



TA011195

Figure 38. Stowage box assembly—M269A1, M270A1.



TA011196

Figure 39. Stake and connecting line.

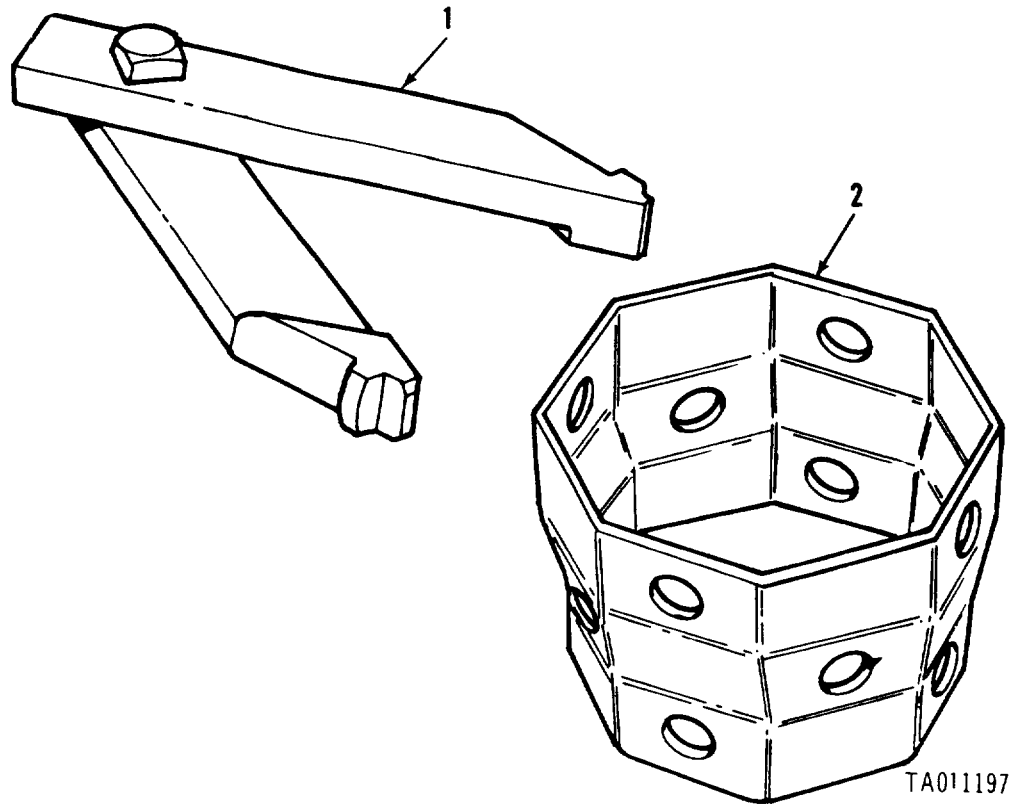


Figure 40. Special tools for Organizational maintenance.

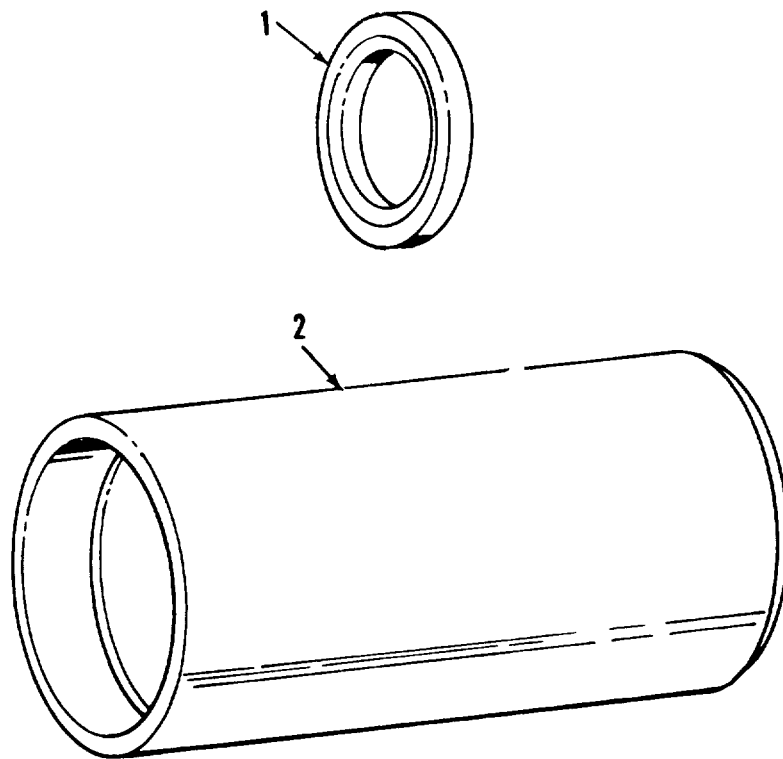


Figure 41. Special tools for Direct and General Support Maintenance.

SECTION IV

FEDERAL STOCK NUMBER AND PART NUMBER INDEX

FEDERAL STOCK NUMBER	FIGURE NO	ITEM NO	FEDERAL STOCK NUMBER	FIGURE NO	ITEM NO
1440-831-0208	21	16	2530-359-1162	25	23
	23	9		26	2
2510-040-2376	29		2530-368-4952	25	20
2510-117-9286	35	2	2530-374-2127	15	17
2510-133-9717	39	1	2530-404-4440	26	18
2510-133-9718	39	10	2530-445-5360	31	7
2510-168-2305	14		2530-461-3835	15	25
2510-177-7807	38	5	2530-511-1692	17	8
2510-303-3146	30	1	2530-513-9933	31	11
2510-734-6952	37	9	2530-515-7875	17	16
2510-734-6998	37	5	2530-516-7882	17	18
2510-734-6999	37	7	2530-529-5717	15	
2510-740-9391	35	19	2530-534-2347	16	9
2510-740-9606	35	8	2530-534-2349	22	18
2510-740-9607	14	1	2530-534-2350	22	17
2510-752-1156	29	14	2530-551-9921	23	19
2510-797-9189	37	1	2530-562-8816	17	28
2510-999-7207	35	22		22	13
2520-740-9550	26	23	2530-586-1767	32	2
	35	6		33	2
2530-021-2366	24	1	2530-603-5768	27	2
2530-030-6940	30	17	2530-679-5658	31	20
2530-030-6942	33	13	2530-679-5661	18	8
2530-040-2378	15	12	2530-693-0974	31	2
2530-040-2379	15	12	2530-693-0990	34	6
2530-040-2421	15	2	2530-693-0994	32	
2530-040-2855	32	3	2530-693-0995	30	4
	33	3	2530-693-0996	16	
	34		2530-693-1029	25	23
2530-040-2856	30	18		26	2
2530-040-2857	34	10	2530-696-0351	20	
2530-040-2858	34	5	2530-701-4983	33	20
2530-040-2874	17		2530-705-4686	16	22
2530-040-2877	17		2530-706-9054	20	6
2530-089-4607	16	20	2530-710-1754	34	2
2530-093-5597	25	17	2530-734-6993	25	19
	25	14	2530-734-9533	15	7
	26	16		18	
2530-168-2238	14		2530-736-2426	19	
2530-177-7986	15	27	2530-736-9061	27	1
2530-179-3635	16	17	2530-737-3260	16	
2530-200-5414	34	8	2530-740-9388	25	6
2530-204-3622	15	24	2530-740-9389	25	2
2530-211-6129	25	8	2530-740-9395	25	
	26	14	2530-740-9550	25	11
2530-215-4160	22	20	2530-740-9553	35	7
2530-270-3878	23	18		26	24
2530-273-8504	17	17	2530-740-9556	25	5
2530-278-2243	22	14	2530-740-9620	37	3
2530-287-8220	26	5	2530-741-5748	20	1
2530-287-8252	16		2530-741-7135	15	
2530-288-0358	15	8	2530-751-8887	26	20
	18		2530-753-9308	17	21
2530-303-9866	21	12	2530-780-0508	17	31
2530-303-9887	15	26	2530-795-0545	16	15
2530-312-0372	19	5	2530-797-2303	16	23
2530-318-1223	16	16	2530-797-9039	21	10
2530-318-1225	16	5	2530-797-9189	37	1
2530-318-1227	17	33	2530-797-9224	37	12

FEDERAL STOCK NUMBER	CROSS-REFERENCE FIGURE NO	TO ITEM NO	FIGURE NUMBER AND FEDERAL STOCK NUMBER	ITEM FIGURE NO	NUMBER-CONTINUED ITEM NO
2530-797-9277	15	14	4010-011-4627	23	8
2530-797-9278	15	13	4720-053-8826	23	16
2530-797-9294	22	22	4720-069-1187	21	NI
	23	18		22	12
2530-797-9295	21	9		22	NI
	22	9	4720-246-9215	21	14
2530-797-9311	37	13	4720-273-8561	22	4
2530-797-9344	13			23	5
2530-843-2516	16	23	4720-278-4290	22	3
2530-849-3471	16	18		22	NI
2530-849-3472	16	19	4720-289-0155	21	NI
2530-876-7756	16	21		22	NI
2530-911-4792	22	15	4720-293-7108	23	7
2530-930-5292	17	1	4720-318-0956	21	8
2530-979-6558	17	15	4720-414-5616	23	6
2540-678-3469	28		4720-460-3907	22	6
2590-030-6943	32		4720-595-0083	22	1
	33			23	11
2590-282-7489	GP2210	NI	4720-720-5002	23	1
2590-318-1220	GP2210	NI	4720-740-9331	22	23
2590-318-1221	GP2210	NI	4720-809-2750	17	12
2590-510-8829	32	10	4730-050-4208	15	NI
	33	9		18	12
2590-690-8665	GP0613	NI		30	19
2590-693-0994	30	10		32	12
	33			33	11
2590-693-3452	8	6		33	24
2590-693-4348	GP0613	NI	4730-069-1186	24	6
2590-701-4686	33	25	4730-069-1187	24	
2590-808-6126	GP0613	NI		24	10
2610-051-9450	27	7	4730-221-2136	17	3
2610-204-4091	27	3	4730-253-4412	24	11
2640-050-0827	27	5	4730-261-4220	21	3
2640-052-0860	27	6	4730-278-8561	21	8
2640-060-3550	27	4	4730-289-0155	24	8
3020-277-2686	31	17	4730-421-9087	20	8
	33	17	4730-460-3907	21	6
3020-319-6011	31	16	4730-580-8457	20	9
	33	18	4730-595-0083	21	1
3020-562-0488	31	10	4730-701-7678	24	9
3020-701-4980	31	9	4730-729-6437	16	6
3110-100-0649	25	5	4730-737-3252	22	24
	26	10	4730-773-2163	17	7
3110-100-4220	26	22	4730-836-7121	16	12
3110-100-4223	26	21	4730-908-3195	17	10
3110-100-6004	31	19	4830-118-8589	24	5
	33	26	5120-048-7370	41	1
3110-100-6164	31	8	5120-378-3139	40	2
3110-117-0759	32	14	5120-795-0136	41	2
	33	27	5120-795-0159	40	1
3110-142-4390	25	13	5305-042-6417	25	21
	26	19	5305-042-9477	36	13
	35	23	5305-044-4153	30	20
3110-151-9625	34	9	5305-051-0827	30	5
3110-198-1468	25	12	5305-051-4097	14	NI
	26	11	5305-071-1778	32	6
	35	5		33	6
3120-350-5466	15	18	5305-169-2803	17	35
3120-544-1535	31	5	5305-225-3839	GP0613	NI
3120-701-4995	31	6	5305-225-3840	34	1
	33	15	5305-225-8494	28	10
3120-740-9567	15	20	5305-225-8495	9	10
4010-161-4684	28	1	5305-225-8499	16	14
4010-171-9736	28	4	5305-269-2803	GP1208	NI

FEDERAL STOCK NUMBER	CROSS-REFERENCE FIGURE NO	TO ITEM NO	FIGURE NUMBER AND FEDERAL STOCK NUMBER	ITEM FIGURE NO	NUMBER-CONTINUED ITEM NO
5305-269-2806	24	4		26	13
5305-269-3209	8	12	5310-220-6587	16	4
5305-269-3210	11	3	5310-220-6848	33	16
5305-269-3211	38	4	5310-234-7815	25	10
5305-269-3215	30	8	5310-274-4544	16	8
5305-274-3154	9	6	5310-275-9460	15	33
5305-335-4761	32	8	5310-353-2297	25	16
	33	28		26	9
5305-701-5071	12	1		35	15
5305-723-9385	15	19	5310-353-2427	25	18
5305-725-4187	38	NI		26	7
5305-761-4227	29	NI		35	17
	38	NI	5310-358-9645	17	19
5305-764-0070	9	2	5310-407-9566	9	11
5305-782-9494	28	10		16	13
5305-889-3002	8	9		19	2
5305-854-8132	12	10		26	4
5305-984-6191	8	10		35	21
5305-984-6212	GP2210	NI		GP1810	NI
5305-984-6214	12	NI	5310-411-0684	17	23
5305-984-6215	17	11	5310-488-3889	32	15
5305-988-1720	39	2		33	29
5305-988-1721	GP1808	NI	5310-572-9180	GP0613	NI
5305-988-1725	21	NI	5310-576-5553	15	11
	31	14	5310-582-5965	GP0613	NI
	33	22		20	3
5305-988-1727	GP2202	NI		21	NI
5306-054-8024	GP1810	NI	5310-582-5965	31	13
5306-206-7279	36	18		33	21
5306-225-8494	35	20		GP1808	NI
5306-225-9088	19	6		39	8
5306-297-8274	16	3		GP2202	NI
	16	7	5310-584-5272	25	4
5306-333-0473	30	11		29	NI
5306-383-4857	26	17		30	21
5306-685-7790	GP1810	NI		38	NI
5306-733-9239	26	17	5310-584-7888	15	32
5306-740-9389	25	2	5310-596-8169	12	3
	26	15	5310-637-9541	8	11
5306-740-9555	25	24		11	2
5306-740-9608	35	4		17	4
5306-752-1158	29	8		GP1208	NI
5306-752-1631	25	3		24	2
5306-797-9296	20	10		38	3
5306-797-9320	25	24	5310-679-3606	20	5
5306-797-9338	37	4	5310-685-3228	10	6
5306-797-9365	35	1	5310-700-7089	25	17
5310-010-3028	36	20		26	8
5310-044-6230	32	5		35	16
	33	5	5310-701-4891	15	4
	33	15	5310-732-0558	GP1208	NI
5310-045-1091	31	15	5310-732-0559	17	5
5310-045-3296	12	NI		17	27
	18	7		GP1208	NI
5310-045-3296	GP2210	NI		24	3
5310-045-3299	8	8	5310-732-0560	19	11
5310-045-5205	12	11		29	NI
5310-053-7808	25	22		30	14
	26	1	5310-734-6957	37	11
5310-060-9435	35	3	5310-740-9615	35	11
5310-081-4219	28	7	5310-741-2088	16	10
5310-167-0680	30	12	5310-754-2005	37	10
5310-205-8358	15	11	5310-761-6882	GP0613	NI
5310-209-0965	25	9		20	2

FEDERAL STOCK NUMBER	CROSS-REFERENCE FIGURE NO	TO ITEM NO	FIGURE NUMBER AND FEDERAL STOCK NUMBER	ITEM NUMBER-CONTINUED FIGURE NO	ITEM NUMBER-CONTINUED ITEM NO
	21	NI	5330-297-7106	8	3
	29	10	5330-297-9829	15	31
	GP1808	NI	5330-353-0959	12	16
	GP2202	NI	5330-427-1545	23	13
5310-762-6213	14	NI	5330-462-0907	11	7
5310-763-8905	19	16	5330-732-0689	9	7
5310-763-8911	30	13	5330-740-9312	35	9
5310-763-8920	30	7	5330-740-9600	35	18
5310-797-9332	15	23	5340-040-2364	GP0613	NI
5310-798-1265	35	13	5340-040-2365	GP0613	NI
5310-809-4058	GP0613	NI	5340-050-1586	34	7
	29	9	5340-090-5436	GP0613	NI
5310-809-5998	28	11	5340-282-7537	21	NI
	38	NI	5340-459-6680	17	22
5310-820-6653	17	24	5340-595-0305	23	15
	19	15	5340-598-2476	GP06013	NI
	30	6	5340-737-3354	17	6
5310-833-8567	8	NI	5340-741-4347	28	12
5310-834-8732	28	13	5340-752-6001	12	9
5310-842-7634	37	14	5340-809-1490	GP0613	NI
5310-850-1611	14	NI	5340-809-1492	21	7
5310-851-2682	17	26	5340-886-9459	GP0613	NI
5310-880-2005	25	22	5340-984-8540	GP06013	NI
	26	1	5360-205-4654	16	2
5310-880-7744	GP1810	NI	5360-205-4657	16	1
	28	8	5360-797-9339	15	34
5310-880-7745	26	12	5365-289-4926	17	2
5310-880-7746	19	1	5365-516-7878	17	20
5310-880-8189	10	5	5365-678-6872	32	11
5310-891-1711	36	12		33	12
5310-891-3428	23	4	5365-753-4865	15	9
5310-926-5885	35	12	5365-803-7299	15	10
5310-934-9758	12	NI	5935-034-8009	GP061	NI
	17	9	5935-167-7775	GP061	NI
5310-982-4937	GP2210	NI	5935-201-8489	GP061	NI
5310-982-4938	39	9	5935-306-2062	GP061	NI
5315-010-3726	23	17	5935-336-8606	GP061	NI
5315-014-2521	31	3	5935-336-8607	GP061	NI
	33	12	5935-552-4472	GP061	NI
5315-014-2543	31	4	5935-572-9180	8	NI
5315-187-9396	32	9	5935-629-9241	GP061	NI
	33	30	5935-772-3309	GP061	NI
5315-187-9567	37	15	5935-773-1424	GP061	NI
5315-298-1481	29	12	5935-773-1428	GP061	NI
5315-316-1063	32	1	5935-776-0599	GP061	NI
5315-515-0495	33	23	5940-103-1481	GP061	NI
5315-616-5530	31	1	5940-113-3117	GP061	NI
	33	14	5999-057-2929	12	
5315-736-5938	32	4	6145-772-0853	12	8
	33	4		GP061	NI
5315-740-9379	15	21	6220-026-4800	10	
5315-842-3154	19	14	6220-179-4324	11	8
5315-842-3651	15	22	6220-299-7425	12	6
5320-021-7282	34	11	6220-299-7426	12	6
5320-058-9883	15	15	6220-368-4945	8	7
5320-285-1025	29	13	6220-443-0594	12	5
5320-894-0081	15	36	6220-577-3434	12	
5325-531-1737	GP0613	NI	6220-577-3435	12	
5325-797-9287	21	4	6220-608-5774	12	13
	22	7	6220-669-5623	8	1
5330-067-3358	17	30	6220-678-9047	9	4
5330-171-8067	21	NI	6220-726-1916	12	
5330-285-5123	20	7	6220-727-3288	12	
5330-290-8521	26	6	6220-729-9295	12	

FEDERAL STOCK NUMBER CROSS-REFERENCE TO FIGURE NUMBER AND ITEM NUMBER-CONTINUED					
FEDERAL STOCK NUMBER	FIGURE NO	ITEM NO	FEDERAL STOCK NUMBER	FIGURE NO	ITEM NO
6220-741-5451	9	8	6240-019-3093	11	6
6220-752-5992	12	6	6240-044-6914	8	4
6220-752-5993	12	6		11	5
6220-752-6020	8	2	6240-155-8716	10	4
6220-752-6516	12	2	6250-371-4018	12	15
6220-775-2384	9	3	9905-202-3639	GP2202	NI
6220-846-9745	9	1	9905-205-2795	GP2202	NI
6220-880-1625	11	1	9905-685-6540	21	2
6240-019-0877	8	5		22	2
	9	5		23	9
	11	4			
	12	7			

PART NUMBER CROSS-REFERENCE TO FIGURE NUMBER AND ITEM NUMBER								
PART NUMBER	FSCM	FIGURE NO	ITEM NO	PART NUMBER	FSCM	FIGURE NO	ITEM NO	
A167887	00000	17	13			31	13	
A33U801	78500	25				33	21	
FC14213B	63477	17	14			GP1808	NI	
J-122B	80837	30	1			39	8	
LC5-1155C	76643	29	3			GP2202	NI	
LC5400IC	76643	29	11	MS35338-45	96906	9	11	
MK-841	76254	23	20			16	13	
MS15003-1	96906	15	NI	MS35338-45	96906	19	2	
		18	12			26	4	
		30	19			P1810	NI	
		32	12			35	21	
		33	11	MS35338-46	96906	8	11	
		33	24			11	2	
MS15570-125	96906	8	3			17	4	
MS15570-1251	96906	8	5			P1208	11	
		9	5			24	2	
		11	4			38	4	
		12		MS35338-47	96906	25	9	
MS15570-623	96906	11	6			26	13	
MS15795-906	96906	12	11	MS35338-148	96906	25	4	
MS16536-172	96906	15	15			29	NI	
MS16624-1150	96906	15	10			30	21	
MS19059-54	96906	31	8			38	NI	
MS19081-137	96906	26	22	MS35338-49	96906	30	12	
MS20913-1S	96906	17	3	MS35338-50	96906	17	24	
MS21333-100	96906	21				19	15	
MS21333-102	96906	P061	NI			30	6	
MS21333-41	96906	21	NI	MS35338-51	96906	15	32	
MS21333-98	96906	P061	NI	MS35338-52	96906	37	10	
MS24665-295	96906	15	22	MS35338-54	96906	14	NI	
MS24665-257	96906	29	12	MS35338-55	96906	35	3	
MS24665-464	96906	32	9	MS35340-53	96906	35	12	
		33	30	MS35387-1	96906	P220	NI	
MS24665-500	96906	37	15	MS35387-2	96906	P220	NI	
MS27040-10	96906	39	9	MS35392-15	96906	27	7	
MS27144-1	96906	P06	NI	MS35422-1	96906	12		
MS27148-12	96906	12		MS35423-1	96906	12		
MS27183-10	96906	P061	NI	MS35423-2	96906	12		
		29	9	MS35424-2	96906	12		
MS27183-12	96906	28		MS35478-1129	96906	10	4	
MS27183-18	96906	28	11	MS35478-1683	96906	8	4	
		38	NI	MS35478-1683	96906	11	5	
MS35206-242	96906	8	9	MS35649-102	96906	GP221	NI	
MS35206-243	96906	8	10	MS35649-202	96906	12	NI	
MS35206-265	96906	GP22	NI			17	9	
MS35206-267	96906	12	NI	MS35671-64	96906	31	4	
MS35206-268	96906	17	11	MS35690-724	96906	25	10	
MS35206-276	96906	39	2	MS35691-17	96906	17	26	
MS35206-277	96906	GP18	NI	MS35691-25	96906	36	12	
MS35206-281	96906	21	NI	MS35691-33	96906	28	13	
		31	14	MS35691-77	96906	23	4	
		33	22	MS35692-109	96906	37	14	
MS35206-283	96906	GP22	NI	MS35744-70	96906	37	8	
MS35215-25	96906	12	10	MS35726-1	96906	21	1	
MS35291-34	96906	10	14			22	1	
MS35333-43	96906	10	6			23	11	
MS35338-20	96906	27	3	MS35751-46	96906	GP18	NI	
MS35338-42	96906	8	8	MS35751-47	96906	GP18	NI	
MS35338-43	96906	13	NI	MS35756-15	96906	31	1	
		18				33	14	
		GP2	NI	MS35810-36	96906	19	14	
MS35338-44	96906	GP0	NI	MS35821-1	96906	17	10	
		2	3	MS39169-5	96906	23	6	
		2	NI	MS39179-5	96906	24	6	

PART NUMBER CROSS-REFERENCE TO FIGURE NUMBER AND ITEM NUMBER-CONTINUED								
PART NUMBER	FSCM	FIGURE NO	ITEM NO	PART NUMBER	FSCM	FIGURE NO	ITEM NO	
MS39182-3	96906	21	NI	MS90725-65	96906	30	8	
		22	12	MS90725-91	96906	36	13	
		22	NI	MS90725-109	96906	30	20	
		24		MS90725-113	96906	25	21	
		24	10	MS90725-114	96906	28	10	
MS39182-5	96906	21	NI	MS90725-125	96906	32	6	
		22	NI			33	6	
		24	8	MS90725-164	96906	30	5	
MS39182-6	96906	24	9	MS90726-33	96906	19	6	
MS39186-1	96906	21	6	MS90726-60	96906	17	35	
		22	6			GP1208	NI	
MS39197-3	96906	23		MS90726-63	96906	24	4	
MS49005-2	96906	20	8	MS90726-111	96906	29	NI	
MS51302-1	96906	9	1			38	NI	
MS51329-1	96906	8	1	MS90726-114	96906	38	NI	
MS51358-4	96906	27	6	MS90726-255	96906	14	NI	
MS51375-1	96906	27	4	N10447	40342	19	13	
MS51943-39	96906	32	15	N10497	40342	19	7	
		33	29	N10521	40342	19	8	
MS51946-5	96906	25	24	N10885	40342	18	11	
MS51946-6	96906	25	24	N10917	40342	18	5	
MS51959-46	96906	9	2	N112471	40342	19	4	
MS51959-61	96906	12	1	N11316	40342	18	3	
MS51963-65	96906	15	19	N11335A	40342	19	5	
MS51967-2	96906	P0613	NI	N12380	40342	18	10	
		20	2	N12391	40342	18	8	
		21	NI	N1582A	40342	18	13	
		29	10	N20071A	40342	23	22	
		GP1808	NI	N2318	40342	19	5	
		GP2203	NI	N2864F	40342	18	14	
MS51967-5	96906	28	8	N2864G	40342	18	14	
		GP1810	NI	T106	76643	29	3	
MS51967-8	96906	GP1208	NI	10 X 262	40342	18	9	
		38	3	103028	21450	36	20	
MS51967-11	96906	10	5	103647	15434	P1208	NI	
MS51967-20	96906	30		103726	21450	P1208	NI	
MS51968-5	96906	19	1	104114	21450	15	35	
MS51968-8	96906	17	5	10493D	40342	19	10	
		17	27	105423	21450	21	14	
		P1208	NI	10885488	19207	30	1	
		24	3	10918A	40342	18	2	
MS51968-11	96906	26	12	10944316	19207	GP0613	NI	
MS51968-14	96906	19	11	10944856	19207	GP2210	NI	
		29	NI	109822	21450	GP1208	NI	
		30	14	110952	21450	36	8	
		38	NI	11194	40342	19	9	
MS51968-17	96906	30	31	114627	21450	23	8	
MS51968-20	96906	19	16	11614157	19207	11	1	
MS51968-32	96906	14	NI	11639519-2	19207	11		
MS51970-7	96906	17	23	11639520	19207	11	9	
MS51983-4	96906	25	22	11639535	19207	11	8	
		26	1	119113	21450	21	3	
MS53004-1	96906	24	5	120873	24617	P0613	NI	
MS53004-2	96906	22	15	121744	21450	GP1808	NI	
		24	1	134547	21450	GP1808	NI	
MS9047-302	96906	34	4	137180	21450	19	12	
MS90725-7	96906	34	1	138571	21450	23	3	
MS90725-8	96906	GP0613	NI	142521	21450	31	3	
MS90725-29	96906	26	3			33	12	
		35	20	144112	80212	24	NI	
MS90725-30	96906	9	10	144118	24617	22	3	
MS90725-58	96906	8	12			22	NI	
MS90725-59	96906	11	3	15 X 10	40342	18	4	
MS90725-60	96906	38	5	15-C-2165-170	80244	12	8	

PART NUMBER CROSS-REFERENCE TO FIGURE NUMBER AND ITEM NUMBER-CONTINUED							
PART NUMBER	FSCM	FIGURE NO	ITEM NO	PART NUMBER	FSCM	FIGURE NO	ITEM NO
169110	21450	P0613	NI	703127	21450	31	19
175079	21450	34	9			33	26
181-8	72635	37	1	7046955	19207	34	2
201965	72635	10	2	705155	12742	25	15
21-R-00418000	06853	23	2			26	10
217282	21450	39	12			35	14
22-C-1620	21450	34	11	706691	12742	25	13
3 X 407	21450	29	2			26	19
3480	40342	18	6			35	23
3586	63810	P0613	NI	7076968	19207	40	2
3596	72635	10	7	709438	21450	15	3
3613	72635	10	3	7097060	19207	23	13
42-C-14854-235	72635	10	1	712286	21450	25	12
42-C-15117-20	21450	28	3			26	11
421603	21450	23	21			35	5
44-T-5080-25	21450	P10808	NI	7212088	19207	16	10
446230	21450	21	5	7320687	19207	9	6
		32	5	7320688	19207	9	7
		33	5	7339238	19207	26	17
451091	21450	31	15	7339239	19207	26	17
		33	19	7346993	19207	25	19
50033	21450	23	12	7346955	19207	37	12
500703	21450	P0613	NI	7346999	19207	37	7
500827	21450	27	5	7349534	19207	15	8
501212	21450	17	30	7362426	19207	19	-
501461	21450	21	NI	7365938	19207	32	4
501586	21450	34	7			33	4
504264	21450	21	8	7373252	19207	22	24
504264	21450	22	4	7373260	19207	16	-
		23	5	7373354	19207	17	6
506108	21450	P061	NI	7388820	19207	27	2
506209	21450	P061	NI	7389061	19207	27	1
5139123	19207	26	8	7388820	19207	27	2
		35	16	7409312	19207	35	9
5156636	19207	17	1	7409331	19207	22	23
5167877	19207	17	19	7409379	19207	15	21
5167878	19207	17	20	7409383	19207	15	34
5167880	19207	17	22	7409388	19207	25	6
5167882	19207	17	18	7409389	19207	25	2
5168890	19207	15	4			26	15
5215673	19207	17	2	7409391	19207	35	19
5228623	19207	23	1	7409393	19207	25	8
5298653	19207	16	8			26	14
537808	24617	25	22	7409394	19207	25	7
		26	1			26	16
537809	24617	25	23	7409550	19207	25	11
		26	2			26	23
537810	81793	25	23			35	6
		26	2	7409553	19207	26	24
538528	21450	23	14			35	7
538826	21450	23	16	7409567	19207	15	20
538827	21450	23	15	7409600	19207	35	18
54005-2	76643	29	6	7409603	19207	25	16
572800	21450	GP063	NI			35	15
7007089	19207	25	17	7409605	19207	35	8
7014686	19207	33	25	7409607	19207	14	1
7014965	19207	23	18	7409608	19207	35	4
7014983	19207	33	20	7409615	19207	35	11
7014987	19207	34	12	7409620	19027	37	3
7014995	19207	33	15	7411031	19207	22	22
70149957	19207	31	6			23	18
703032	21450	32	14	7411022		21	9
		33	27			22	9
703077	21450	26	21	7411081	19207	20	4

PART NUMBER CROSS-REFERENCE TO FIGURE NUMBER AND ITEM NUMBER-CONTINUED							
PART NUMBER	FSCM	FIGURE NO	ITEM NO	PART NUMBER	FSCM	FIGURE NO	ITEM NO
7412079	19207	16	6	7979277	19207	15	14
7412581	19207	21	11	7979278	19207	15	13
7413488	19207	15	33	7979279	19207	15	16
7415747	19207	15		7979286	19207	14	
7415748	19207	20	1	7979287	19207	21	4
7417135	19207	15	1			22	7
7418773	19207	35	22	7979292	19207	21	2
7418891	19207	29	7			22	2
7418892	19207	29	5			23	9
7520707	19207	30	2	7979293	19207	21	16
		31	5			23	10
7521156	19207	29	14	7979296	19207	20	10
7521158	19207	29	8	7979305	19207	35	24
7521159	19207	29	1	7979307	19207	25	20
7521631	19207	25	3	7979308	19207	26	9
7525992	19207	12	6	7979311	19207	37	13
7525993	19207	12	6	7979313	19207	14	-
7525994	19207	12	6	7979316	19207	35	2
7525995	19207	12	6	7979322	19207	25	5
7525997	19207	8	7	7979324	19207	25	14
7526001	19207	12	9	7979327	19207	37	1
7526020	19207	8	22	7979332	19207	15	23
7526506	19207	12	12	7979333	19207	15	31
7526508	19207	12	13	7979334	19207	15	28
7526509	19207	12	16	7979335	19207	15	29
7526510	19207	12	4	7979336	19207	15	27
7526511	19207	12	5	7979337	19207	15	26
7526515	19207	12	15	7979338	19207	37	4
7526796	19207	12	3	7979340	19207	15	24
7534846	19207	15	18	7979341	19207	15	1
7534847	19207	15	17	7979344	19207	13	
7534865	19207	15	9	7979351	19207	15	36
7534867	19207	15	5	7979352	19207	15	37
7539308	19207	17	2	7979353	19207	15	11
7562516	19207	12	2	7979354	19207	15	6
7722333	19207	GP06	NI	7979363	19207	37	5
7723309	00000	GP06	NI	7979364	19207	37	6
7731424	19207	GP06	NI	7979365	19207	38	1
7731428	00000	GP06	NI	7979366	19207	38	13
7745288	19207	GP12	NI	7979367	19207	28	4
7745464	19207	16	12	7979368	19207	28	9
7760598	19207	GP06	NI	7979369	19207	28	6
7760599	19207	GP06	NI	7979370	19207	28	5
7762608	19207	10	8	7979373	19207	GP23	NI
7950136	19207	41	2	7979406	19207	1	12
7950159	19207	40	1	7979407	19207	1	12
7974885	19207	31	11	7979409	19207	3	2
7979039	19207	21	10	7979410	19207	3	3
7979185	19207	37	1	7979411	19207	3	4
7979188	19207	37	1	7979412	19207	3	5
		37	2	7979413	19207	3	6
7979189	19207	37	1	7979414	19207	3	9
7979217	19207	26	1	7979415	19207	3	10
7979235	19207	28		7979416	19207	3	11
7979236	19207	28	2	7979417	19207	3	15
7979243	19207	28	1	7979418	19207	3	16
7979261	19207	29		7979419	19207	3	17
7979263	19207	25	18	7979420	19207	3	19
		26	7	7979421	19207	3	14
		35	17	7979422	19207	3	7
7979266	19207	25	1	7979423	19207	3	21
7979268	19207	35	10	7979425	19207	3	18
7979271	19207	15	25			1	7
7979272	19207	37	9			1	

PART NUMBER CROSS-REFERENCE TO FIGURE NUMBER AND ITEM NUMBER-CONTINUED							
PART NUMBER	FSCM	FIGURE NO	ITEM NO	PART NUMBER	FSCM	FIGURE NO	ITEM NO
7979430	19207	18		8380814	19207	17	29
7979431	19207	15	3	8380816	19207	17	32
7979432	19207	15	2	8380817	19207	17	34
7979612	00000	20	6	8380971	19207	30	16
7979613	19207	20	9	8380972	19207	30	15
7979614	00000	20	5	8380974	19207	30	9
8327759	19207	29	13	8380977	19207	21	15
8329823	19207	20	7	8380978	19207	21	12
8332086	19207	22	14	8380979	19207	GP061	NI
8332087	19207	17	16	8380980	19207	GP061	NI
8332542	19207	17		8380982	19207	GP180	NI
8332646	19207	17		8380983	19207	39	7
8332695	19207	20		8380984	19207	39	11
8338560	19207	GP061	NI	8380985	19207	GP180	NI
8338565	19207	GP061	NI	8380986	19207	39	5
8338566	19207	8	NI	8380990	19207	21	13
		GP061	NI	8389855	19207	10	-
8338567	19207		NI	8289856	19207	GP061	NI
		GP061	NI	8389857	19207	GP061	NI
8347008	19207	12	14	8694464	19207	9	4
8347212	19207	GP031	NI	8700955	19207	GP061	NI
8347213	19207	GP061	NI	8700956	19207	GP061	NI
8365425	19207	17	12	8700957	19207	30	10
8365426	19207	17	8			33	
8376208	19207	GP061	NI	8700958	19207	32	
8376374	19207	31	17	8701081	19207	32	13
		33	17	8701082	19207	30	3
8376578	19207	32	8	8701084	19207	GP181	NI
		33	28	8701085	19207	GP181	NI
8376583	19207	31	18	8701086	19207	GP181	NI
		33	16	8701087	19207	GP181	NI
8376585	19207	32	10	8701088	19207	GP181	NI
		33	9	8701089	19207	GP181	NI
8376586	19207	32	7	8701090	19207	GP181	NI
		33	7	8701091	19207	GP181	NI
8376588	19207	31	12	8701092	19207	GP181	NI
8376590	19207	31	20	8701093	19207	GP181	NI
8376591	19207	31	7	8701094	19207	GP181	NI
8376592	19207	31	2	8701095	19207	GP181	NI
8376593	19207	33	23	8701096	19207	GP181	NI
8376595	19207	32	2	8701097	19207	GP181	NI
		33	2	8701098	19207	GP181	NI
8376596	19207	32	1	8701099	19207	GP181	NI
		33	1	8701100	19207	GP181	NI
8376597	19207	32	3	8701101	19207	GP181	NI
		33	3	8701103	19207	GP181	NI
8376602	19207	30	18	8701104	19207	GP181	NI
		34		8701105	19207	GP181	NI
8376603	19207	34	10	8701106	19207	GP181	NI
8376604	19207	34	6	8701107	19207	GP181	NI
8376605	19207	34	5	8701110	19207	GP0613	NI
8376606	19207	34	3	8701111	19207	GP0613	NI
8376609	19207	GP061	NI	8701112	19207	GP0613	NI
8376610	19207	31	9	8701113	19207	39	1
8376611	19207	31	10	8701114	19207	39	3
8378661	19207	8	6	8701115	19207	39	4
8379625	19207	32	11	8701116	19207	39	6
		33	8	8701118	19207	39	10
8379626	19207	34	8	8701119	19207	GP1808	NI
8379855	19207	31	16	8701120	19207	GP1808	NI
		33	18	8701125	19207	GP1808	NI
8380802	19207	17	31	8701126	19207	GP1808	NI
8380803	19207	17	25	8701128	19207	GP1808	NI
8380805	19207	17	33	8701129	19207	GP1808	NI

PART NUMBER CROSS-REFERENCE TO FIGURE NUMBER AND ITEM NUMBER-CONTINUED							
PART NUMBER	FSCM	FIGURE NO	ITEM NO	PART NUMBER	FSCM	FIGURE NO	ITEM NO
8701132	19207	GP1808	NI	8710689	19207	16	15
8701133	19207	GP2210	NI	8710690	19207	16	21
8701182	19207	GP1810	NI	8710694	19207	16	17
8701183	19207	GP1810	NI	8710696	19207	16	2
8701184	19207	GP1810	NI	8710705	19207	16	22
8701185	19207	GP1810	NI	8710710	19207	16	
8701186	19207	GP1810	NI	8710712	19207	16	20
8701187	19207	GP1810	NI	8710713	19207	16	20
8701188	19207	GP1810	NI	8710715	19207	16	5
8701189	19207	GP1810	NI	8710717	19207	16	23
8701190	19207	GP1810	NI	8710718	19207	16	23
8701191	19207	GP1810	NI	8710723	19207	26	20
8701192	19207	GP1810	NI	8710724	19207	26	18
8701193	19207	GP1810	NI	8710725	19207	26	5
8701194	19207	GP1810	NI	8710726	19207	26	6
8701195	19207	GP1810	NI	8715094	19207	17	15
8701196	19207	GP1810	NI	8720226	19207	16	
8701197	19207	GP1810	NI	8724501	19207	GP0613	NI
8701198	19207	GP1810	NI	8730407	19207	39	11
8701199	19207	GP1810	NI	8730409	19207	39	10
8701200	19207	GP1810	NI	8730417	19207	GP0613	NI
8701201	19207	GP1810	NI	8730418	19207	GP0613	NI
8701202	19207	GP1810	NI	8730420	19207	GP0613	NI
8701203	19207	GP1810	NI	8730427	19207	38	8
8701204	19207	GP1810	NI	8730428	19207	GP0613	NI
8701205	19207	GP1810	NI	8730437	19207	38	1
8701206	19207	GP1810	NI	8730440	19207	22	17
8701207	19207	GP1810	NI	8730441	19207	22	18
8701208	19207	GP1810	NI	8730442	19207	38	5
8701209	19207	GP1810	NI	8730449	19207	38	6
8701211	19207	GP1810	NI	8730450	19207	38	7
8701212	19207	GP1810	NI	8730451	19207	38	
8701213	19207	GP1810	NI	8730454	19207	28	NI
8701214	19207	GP1810	NI	8730457	19207	22	NI
8701215	19207	GP1810	NI	8730460	19207	30	11
8701216	19207	GP1810	NI	8730461	19207	GP0613	NI
8701217	19207	GP1810	NI	8730470	19207	22	5
8701220	19207	39	10	8730472	19207	22	8
8701221	19207	GP2210	NI	8730473	19207	22	10
8708220	19207	41	1	8730474	19207	22	21
8710097	19207	16	1	8730475	19207	22	11
8710675	19207	16	11	8730476	19207	22	16
8710676	19207	16	9	8730477	19207	22	19
8710680	19207	16	19	8730479	19207	GP2210	NI
8710681	19207	16	18	8735883	19207	17	28
8710683	19207	16	3			22	13
		16	7	8741646	19207	9	3
8710684	19207	16	24	8741650	19207	9	9
8710685	19207	16	4	8741651	19207	9	8
8710688	19207	16	16				

By Order of the Secretary of the Army:

CREIGHTON W. ABRAMS
General, United States Army
Chief of Staff

Official:

VERNE L. BOWERS
Major General, United States Army
The Adjutant General

Distribution:

To be distributed in accordance with DA Form 12-39, Organizational maintenance requirements for Low Bed Wrecker M269, M270 and M270A1.

